

# STANFORD FACILITY

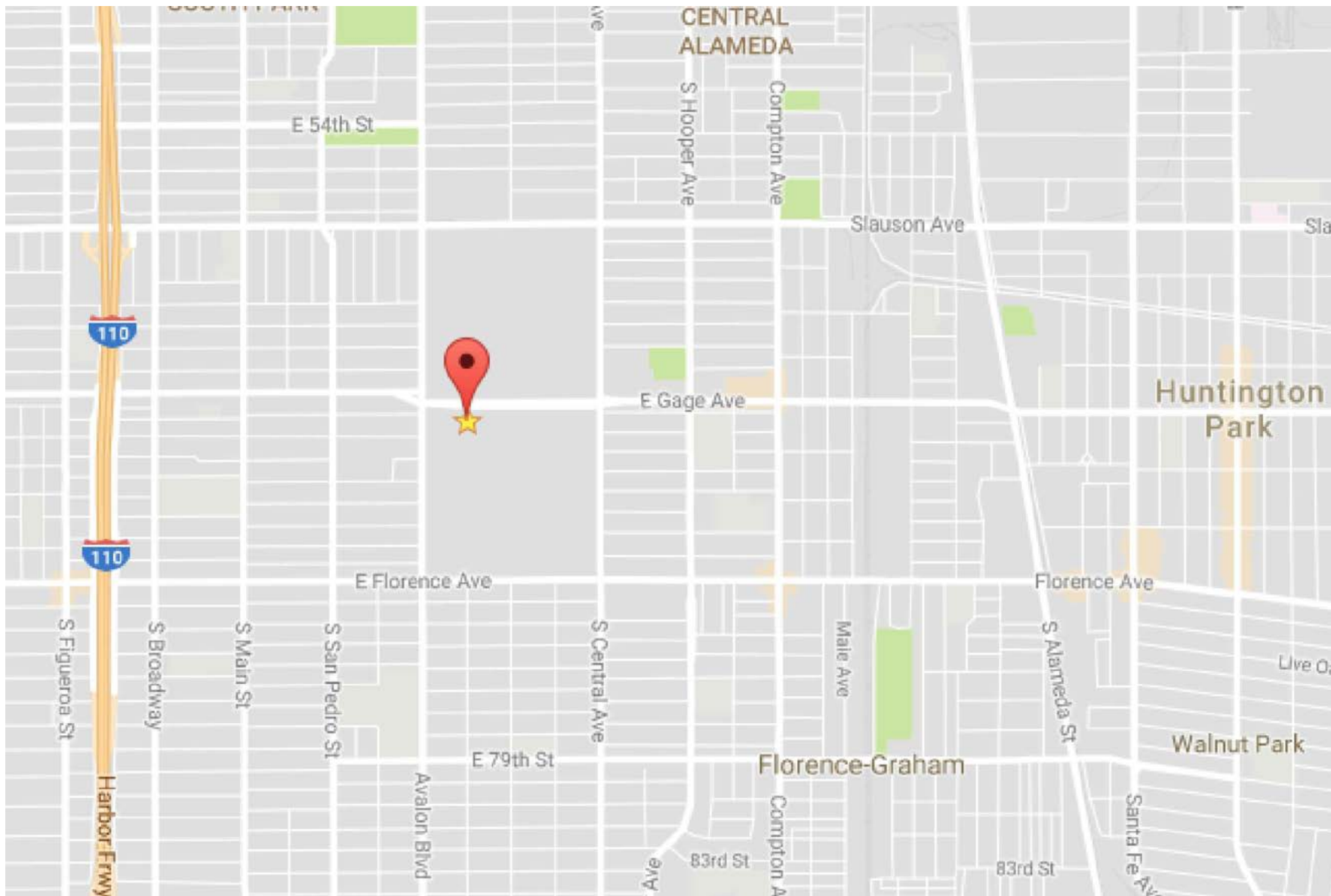
LOS ANGELES, CA 90001



100% SUBMITTAL

## DRAWING INDEX

C-1	COVER SHEET   DRAWING INDEX
SL	SYMBOLS LEGEND
AB-1	OVERALL FLOOR PLAN
AB-2	BUILDING 'A' FLOOR PLAN
AB-3	BUILDING 'A' CEILING PLAN
AB-4	BUILDING 'B' FLOOR PLAN
AB-5	BUILDING 'B' CEILING PLAN
AB-6	BUILDING 'C' FLOOR PLAN
AB-7	BUILDING 'C' CEILING PLAN
AB-8	RESERVOIR FLOOR PLAN
AB-9	RESERVOIR CEILING PLAN



VICINITY MAP  
NTS

AREA DATA		
BUILDING A	5,169 S.F.	±
BUILDING B	12,108 S.F.	±
BUILDING C	11,096 S.F.	±
RESERVOIR	3093 S.F.	±
GRAND TOTAL	31,450 S.F.	±

As BUILT

PROFESSIONALS

www.asbuiltprofessionals.com

A DIVISION OF:

AEC

CONSULTANTS INC

844.272.8458

844 A S B U I L T

© 2017 AEC CONSULTANTS INC


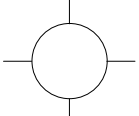
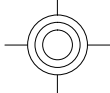



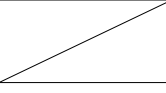
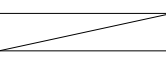
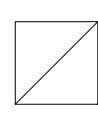





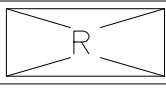

## ARCHITECTURAL AS BUILT STANFORD FACILITY

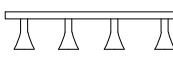


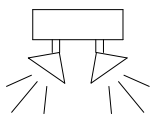
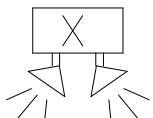

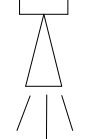




01	100% SUBMISSION	
NO.	ISSUES   REVISIONS	DATE
		SHEET TITLE
COVER SHEET		
HL	PROJECT MANAGER	
HL	PROJECT DIRECTOR	
		PROJECT NUMBER
		SCALE
MM	DRAWN BY	
		SHEET NUMBER
C-1		



SYMBOLS LEGEND









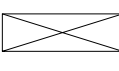
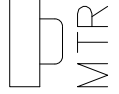




RCP

-  EXHAUST VENT
-  CEILING MOUNTED LIGHT FIXTURE
-  CEILING MOUNTED DIRECTIONAL LIGHT
-  RECESSED CAN LIGHT
-  EYEBALL OR SMALL CAN LIGHT
-  PENDANT LIGHT
-  INDIVIDUAL FLUOR. LAY-IN FIXTURE 4 BULB
-  INDIVIDUAL FLUOR. HANGING FIXTURE 2 BULB
-  INDIVIDUAL FLUOR. FLUSH MOUNT FIXTURE 4 BULB
-  SPRINKLER HEAD
-  MOTION DET.
-  SUPPLY VENT
-  SUPPLY VENT
-  RETURN VENT
-  RETURN VENT
-  SPEAKER








-  TRACK LIGHT OR VANITY LIGHT
-  WALL-MOUNTED LIGHT FIXTURE
-  EMERGENCY EXIT SIGN
-  EMERGENCY EXIT LIGHT
-  EMERGENCY EXIT LIGHT W/ SIGN
-  LIGHTED STAIR SIGN
-  FLOOD LIGHT
-  PHOTO CELL
-  CEILING FAN
-  CEILING FAN W/ LIGHT KIT
-  JUNCTION BOX

7-2-6 CEILING HEIGHT AND TRIM 7'-2" ABOVE FLOOR BELOW WITH 6" CROWN MOULDING. NOTE: ALL CEILINGS NOT LABELED ARE PLASTER. CEILINGS SHOWN WITH A GRID ARE LAY IN ACOUSTICAL TILE..







ELECTRIC

-  DATA OUTLET
-  TELEPHONE JACK
-  ELECTRIC SWITCH
-  CABLE TELEVISION OUTLET
-  DUPLEX RECEPTACLE OUTLET
-  SPECIAL PURPOSE CONNECTION OR OUTLET
-  QUADRUPLEX RECEPTACLE OUTLET
-  FLOOR DUPLEX RECEPTACLE OUTLET
-  ELECTRIC PANEL
-  ELECTRIC METER
-  BUTTON SWITCH
-  DISCONNECT SWITCH
-  GROUND/FLOOR LIGHT
-  KEY PAD

FIRE PROTECTION

-  FIRE EXTINGUISHER
-  FIRE PULL
-  FIRE ALARM (HORN/SRTOBE)
-  SMOKE DETECTOR
-  SMOKE ALARM SPEAKER
-  SPRINKLER HEAD CEILING MOUNT
-  SPRINKLER HEAD WALL MOUNT

MEP

-  THERMOSTAT
-  FLOOR DRAIN
-  VALVE
-  HOSE BIB
-  WATER SUPPLY
-  SUSPENDED GAS HEATER

MISC

-  BOLLARD

7-2-6

CEILING HEIGHT AND TRIM 7'-2" ABOVE FLOOR BELOW WITH 6" CROWN MOULDING. NOTE: ALL CEILINGS NOT LABELED ARE PLASTER. CEILINGS SHOWN WITH A GRID ARE LAY IN ACOUSTICAL TILE..

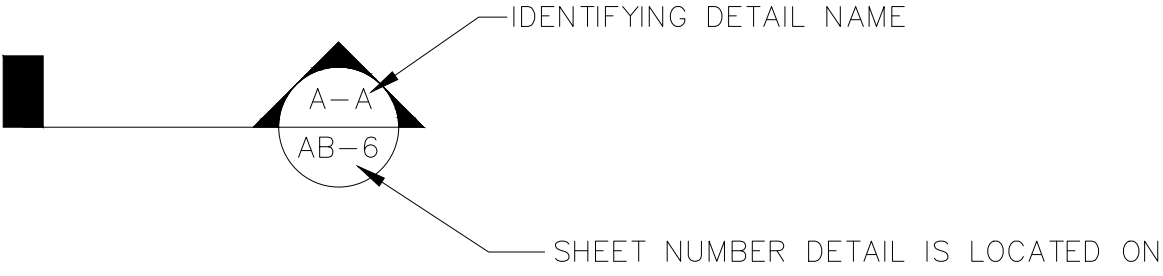
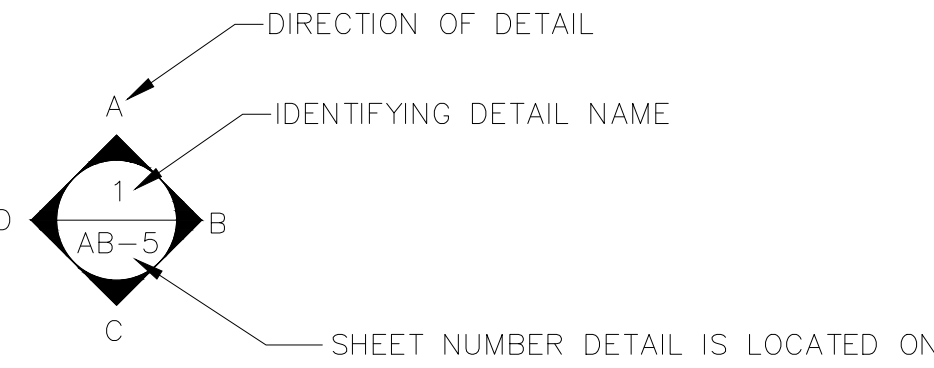
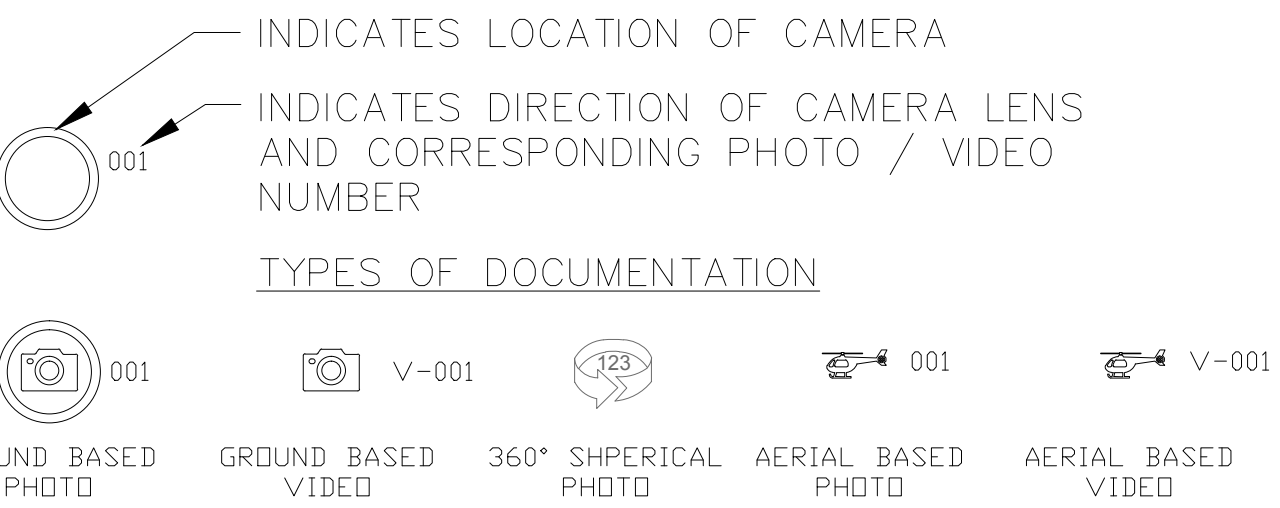
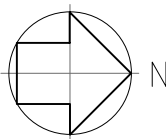
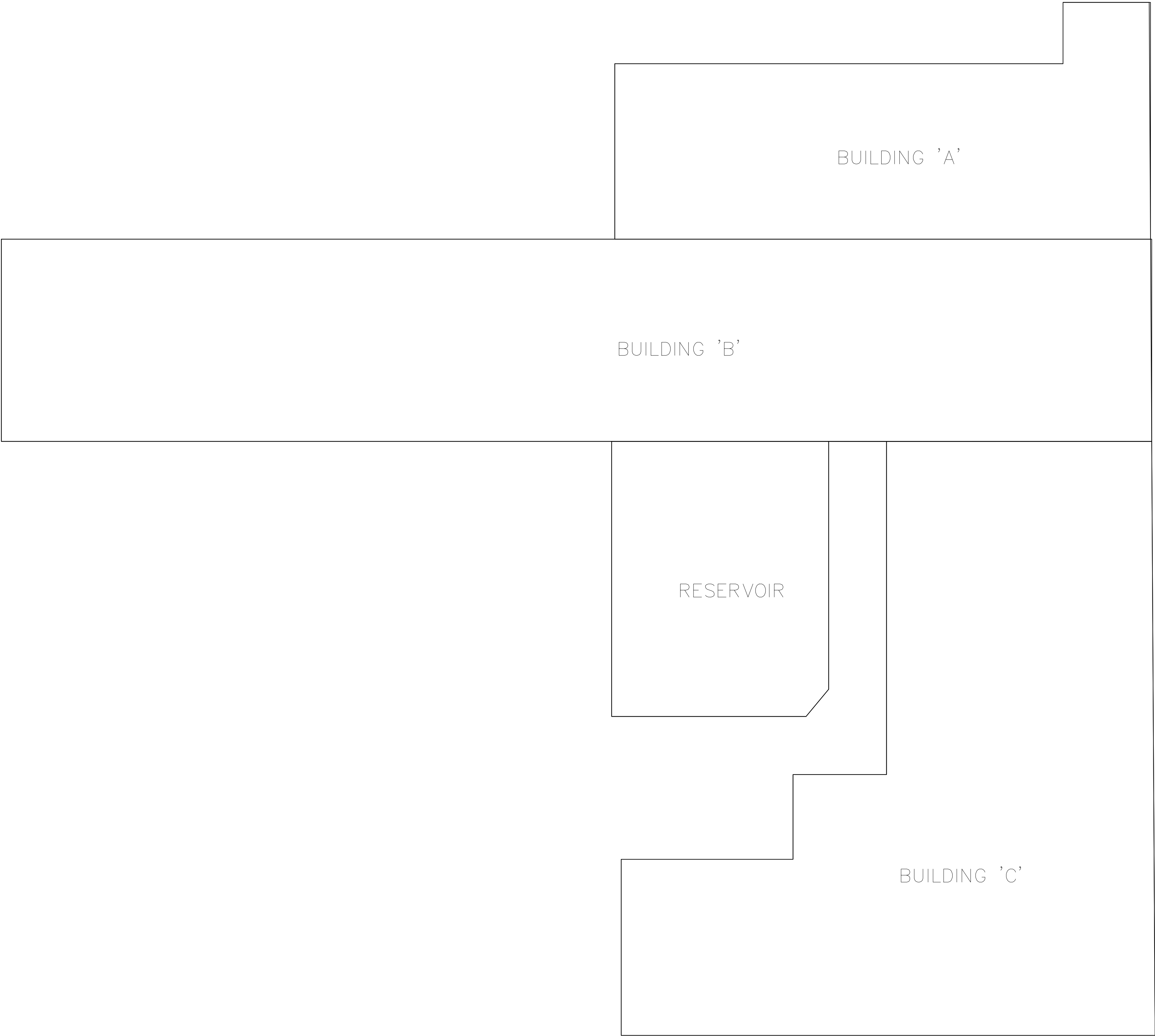


PHOTO DOCUMENTATION LEGEND



ARCHITECTURAL AS BUILT  
STANFORD FACILITY

01	100% SUBMISSION	
NO.	ISSUES   REVISIONS	DATE
SHEET TITLE		
HL	PROJECT MANAGER	
HL	PROJECT DIRECTOR	
	PROJECT NUMBER	
NOT TO SCALE		SCALE
MM	DRAWN BY	
	SHEET NUMBER	



OVERALL FLOORPLAN

AREA DATA		
BUILDING A	5,169 S.F.	±
BUILDING B	12,108 S.F.	±
BUILDING C	11,096 S.F.	±
RESERVOIR	3093 S.F.	±
GRAND TOTAL	31,450 S.F.	±



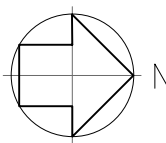

**ARCHITECTURAL AS BUILT**  
**STANFORD FACILITY**  
**6493 STANFORD AVE LOS ANGELES, CA 90001**

01	100% SUBMISSION	
NO.	ISSUES   REVISIONS	DATE
SHEET TITLE		
HL	PROJECT MANAGER	
HL	PROJECT DIRECTOR	
	PROJECT NUMBER	
3/16"=1'-0"		SCALE
MM	DRAWN BY	
	SHEET NUMBER	

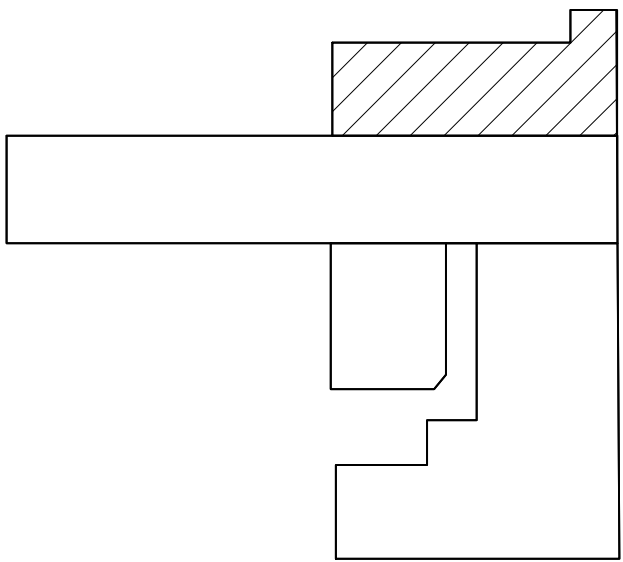
**ARCHITECTURAL AS BUILT  
STANFORD FACILITY**

01		100% SUBMISSION	
NO.	ISSUES   REVISIONS		DATE
		SHEET TITLE	
HL		PROJECT MANAGER	
HL		PROJECT DIRECTOR	
		PROJECT NUMBER	
3/16"=1'-0"		SCALE	
MM		DRAWN BY	
		SHEET NUMBER	

**AB-2**

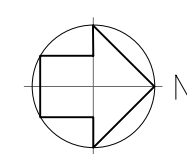

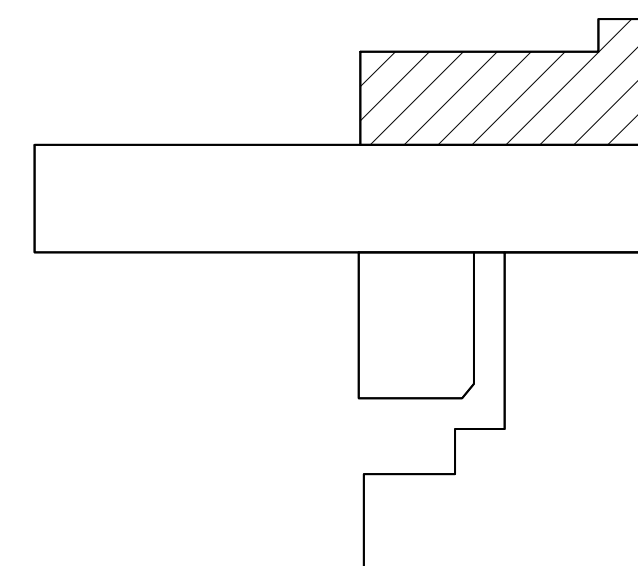


BUILDING 'A' FLOOR PLAN



KEYPLAN

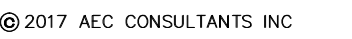
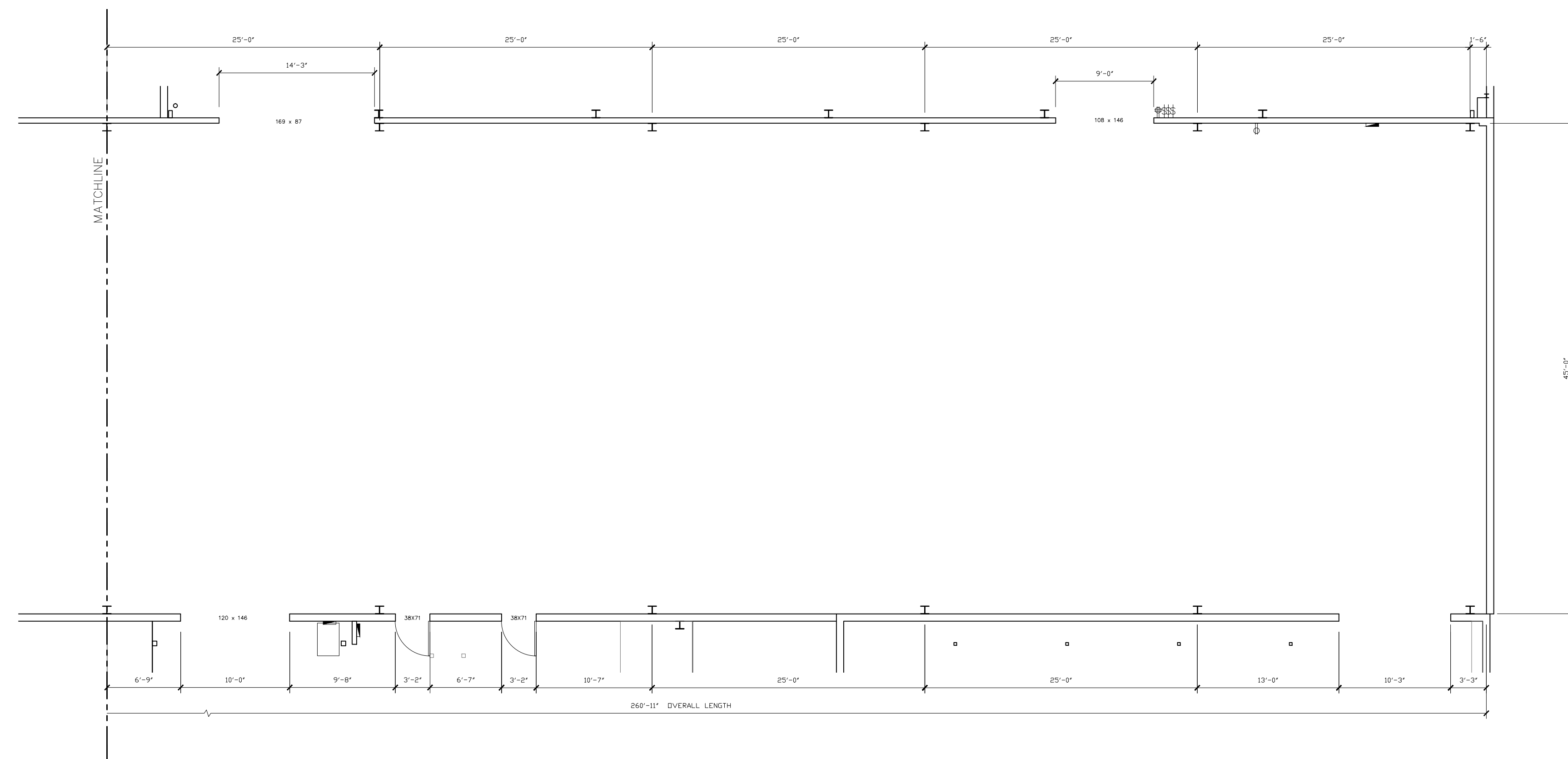
# ARCHITECTURAL AS BUILT STANFORD FACILITY

 BUILDING 'A' CEILING PLAN

# KEYPLAN

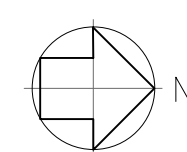
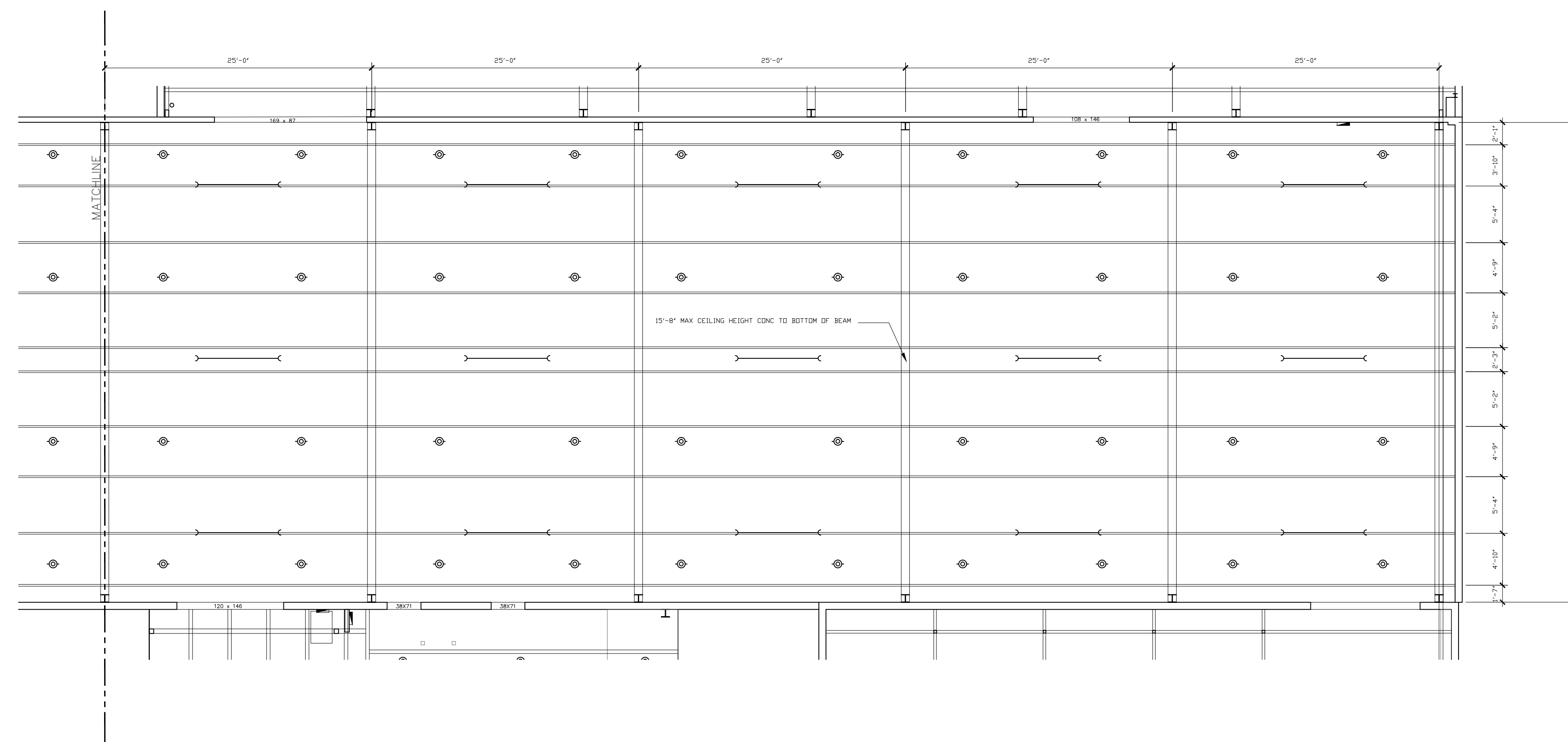
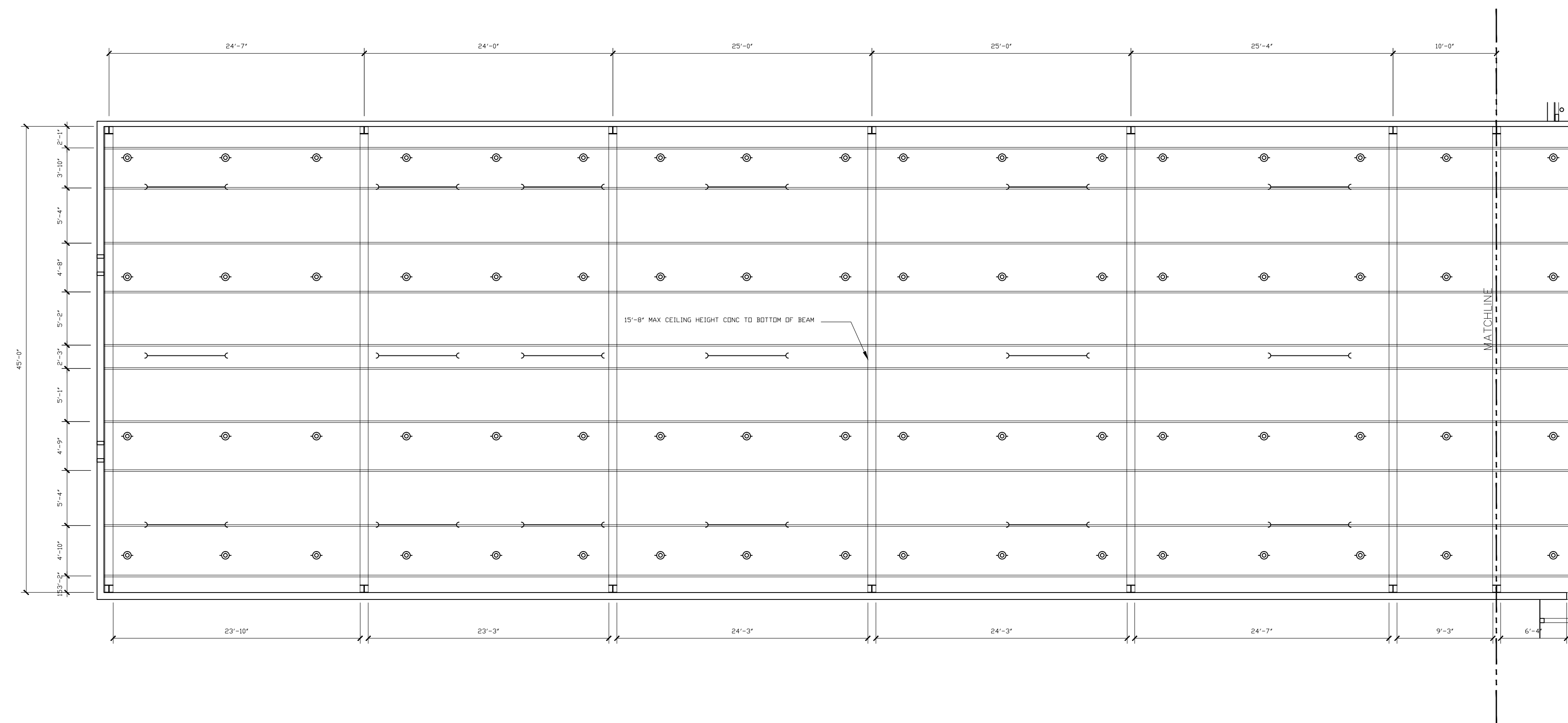
01	100% SUBMISSION	
NO.	ISSUES   REVISIONS	DATE
		SHEET TITLE
HL	PROJECT MANAGER	
HL	PROJECT DIRECTOR	
		PROJECT NUMBER
3/16"=1'-0"		SCALE
MM	DRAWN BY	
		SHEET NUMBER

# AB-3

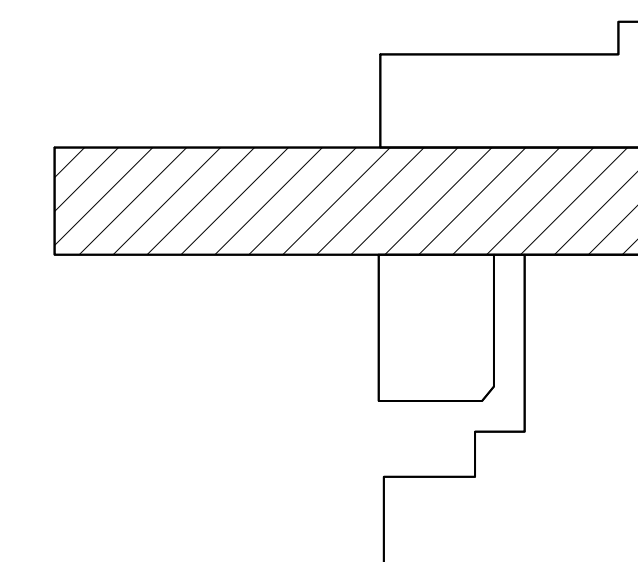


# ARCHITECTURAL AS BUILT STANFORD FACILITY

[illegible]




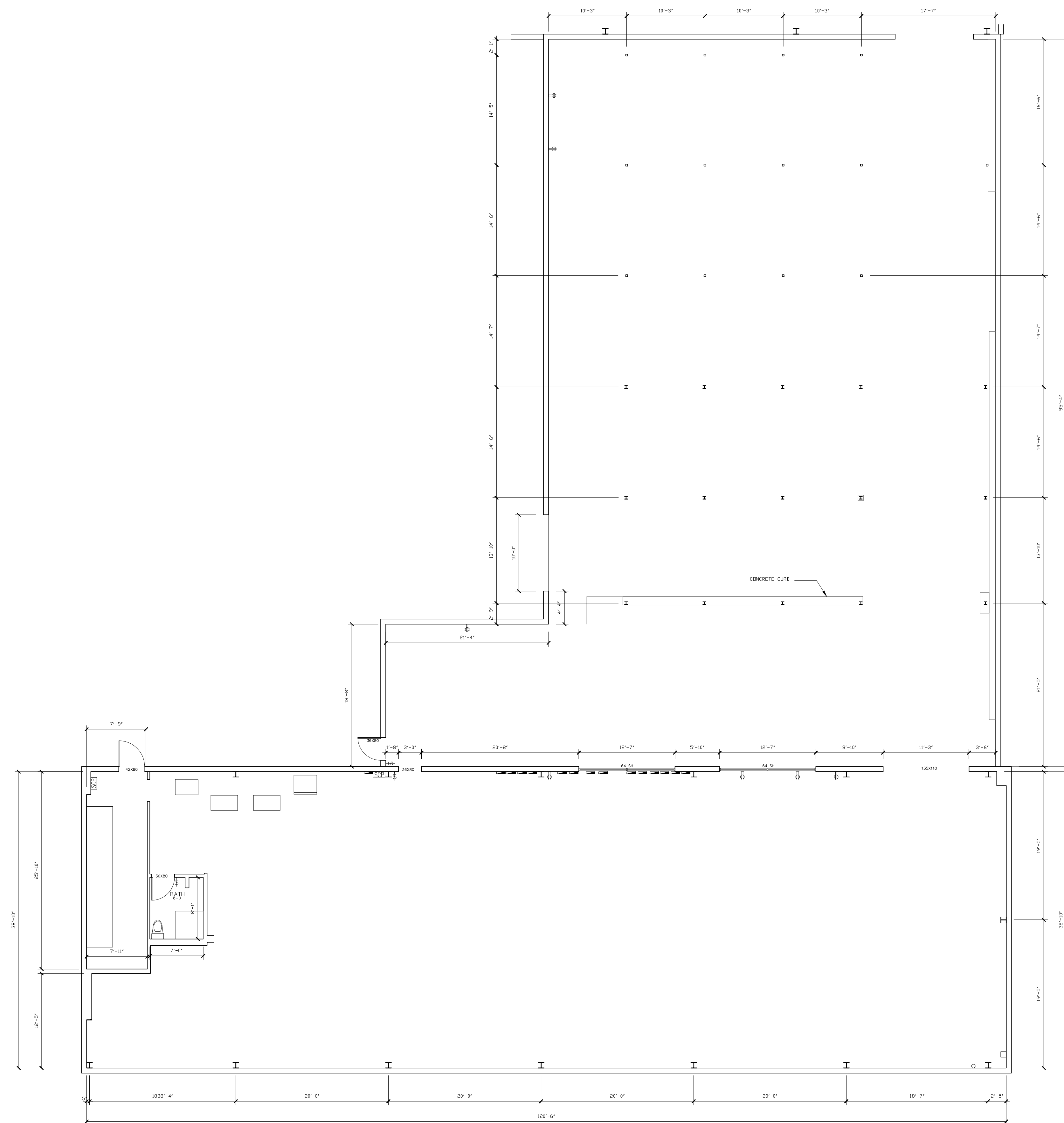
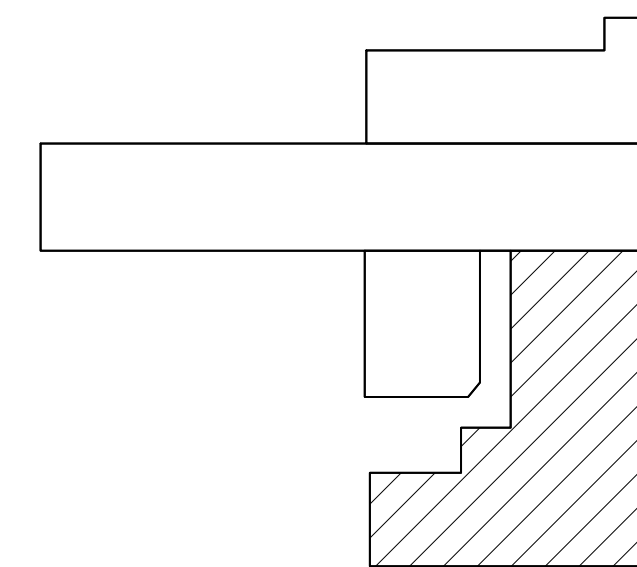
BUILDING 'B' CEILING PLAN



## KEYPLAN

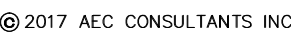
# ARCHITECTURAL AS BUILT STANFORD FACILITY

01	100% SUBMISSION	
NO.	ISSUES   REVISIONS	DATE
		SHEET TITLE
HL	PROJECT MANAGER	
HL	PROJECT DIRECTOR	
		PROJECT NUMBER
1/8"=1'-0"		SCALE
MM	DRAWN BY	
		SHEET NUMBER
AB-5		

 BUILDING 'C' FLOOR PLAN

01	100% SUBMISSION	
NO.	ISSUES   REVISIONS	DATE
		SHEET TITLE
HL		PROJECT MANAGER
HL		PROJECT DIRECTOR
		PROJECT NUMBER
1/8"=1'-0"		SCALE
MM		DRAWN BY
		SHEET NUMBER
AB-6		



[illegible]

SHEET TITLE

HL	PROJECT MANAGER
----	-----------------

HL	PROJECT DIRECTOR
----	------------------

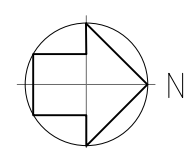
	PROJECT NUMBER
--	----------------

**1/8"=1'-0"** SCALE

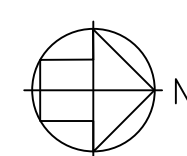
MM	DRAWN BY
----	----------

SHEET NUMBER

# KEYPLAN



# BUILDING 'C' CEILING PLAN



**AS BUILT**  
PROFESSIONALS  
[www.asbuiltprofessionals.com](http://www.asbuiltprofessionals.com)

[www.asbuiltprofessionals.com](http://www.asbuiltprofessionals.com)

A DIVISION OF:



844.272.8458

844 A S B U I L T

© 2017 AEC CONSULTANTS INC.

# ARCHITECTURAL AS BUILT STANFORD FACILITY

01	100% SUBMISSION	
NO.	ISSUES   REVISIONS	DATE
		SHEET TITLE
HL	PROJECT MANAGER	
HL	PROJECT DIRECTOR	
	PROJECT NUMBER	
1/4"=1'-0"		SCALE
MM	DRAWN BY	
		SHEET NUMBER
<div>AB-8</div>		

[illegible]

SHEET TITLE

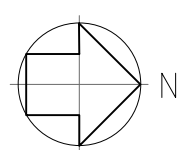
HL	PROJECT MANAGER
----	-----------------

PROJECT NUMBER

MM	DRAWN BY
----	----------

**Λ B-9**

---



# KEYPLAN