

AS-BUILT DOCUMENTATION

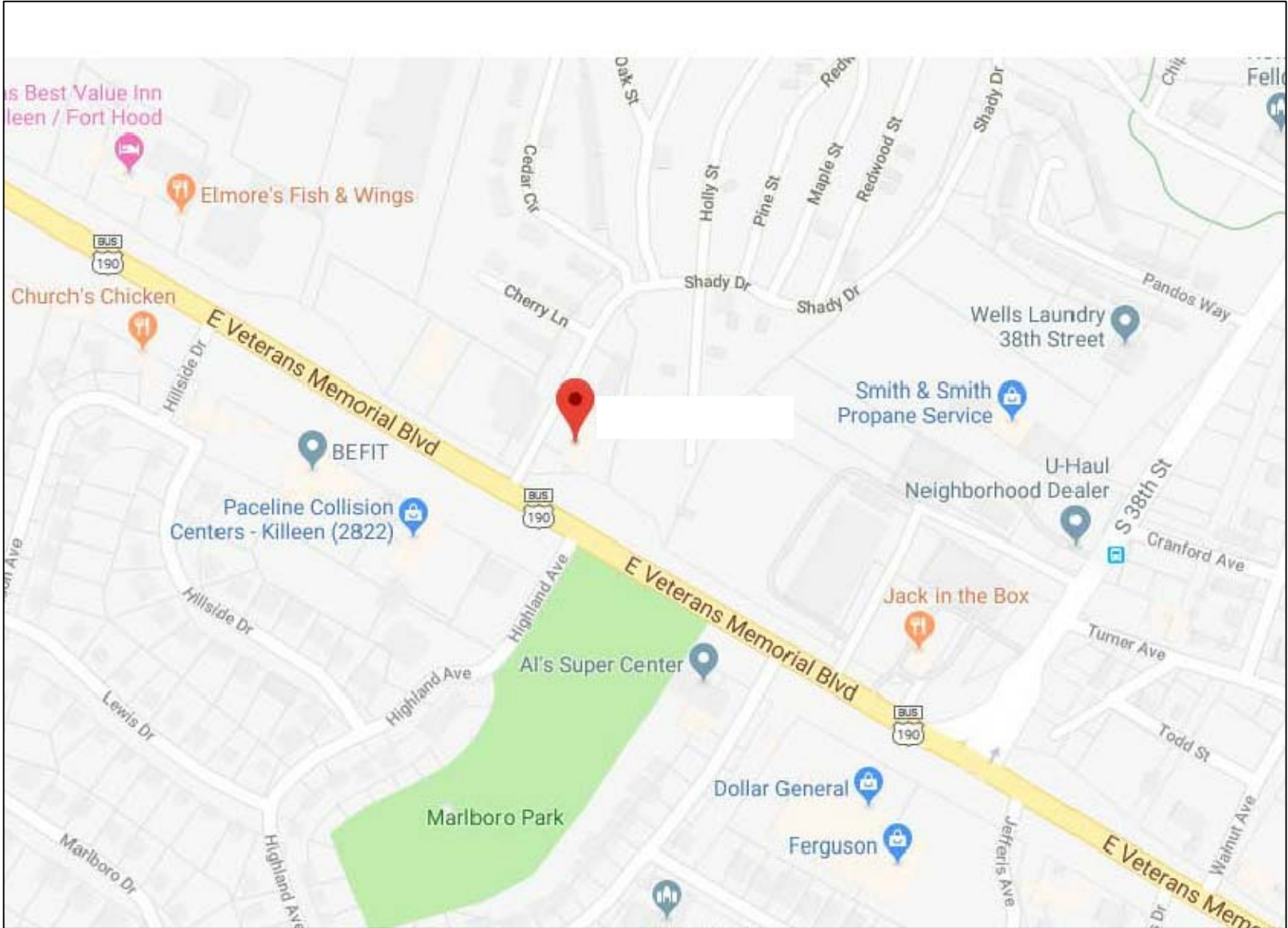
KILLEEN, TEXAS 76543



100% SUBMITTAL

DRAWING INDEX

- C-1 COVER SHEET | DRAWING INDEX
- SL SYMBOLS LEGEND
- AB-1 FLOOR PLAN
- AB-2 WEST AND NORTH ELEVATIONS
- AB-3 EAST AND SOUTH ELEVATIONS



VICINITY MAP NTS

AREA DATA	
SUITE A	1,004 S.F.
SUITE B	983 S.F.
SUITE C	1,000 S.F.
GRAND TOTAL	2,987 S.F.

As BUILT

PROFESSIONALS

www.asbuiltprofessionals.com

A DIVISION OF:

AEC

CONSULTANTS, INC

844.272.8458

844 A S BUILT

© 2018 AEC CONSULTANTS, INC



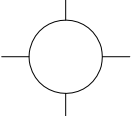
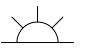



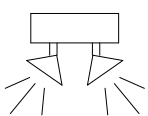

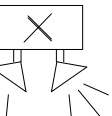


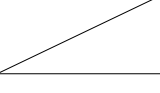
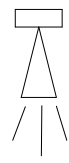
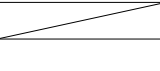

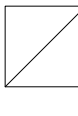







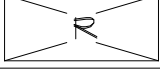


ARCHITECTURAL AS BUILT

KILLEEN, TX 76543









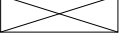



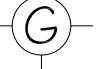

01	100% SUBMISSION	SEE COVER SHEET
NO.	ISSUES REVISIONS	DATE
SHEET TITLE		
COVER SHEET		
HL	PROJECT MANAGER	
HL	PROJECT DIRECTOR	
012317-1	PROJECT NUMBER	
	SCALE	
CL	DRAWN BY	
	SHEET NUMBER	
C-1		

SYMBOLS LEGEND








RCP

	EXHAUST VENT		TRACK LIGHT OR VANITY LIGHT
	CEILING MOUNTED LIGHT FIXTURE		WALL-MOUNTED LIGHT FIXTURE
	CEILING MOUNTED DIRECTIONAL LIGHT		EMERGENCY EXIT SIGN
	RECESSED CAN LIGHT		EMERGENCY EXIT LIGHT
	EYEBALL OR SMALL CAN LIGHT		EMERGENCY EXIT LIGHT W/ SIGN
	PENDANT LIGHT		LIGHTED STAIR SIGN
	INDIVIDUAL FLUOR. LAY-IN FIXTURE 4 BULB		FLOOD LIGHT
	INDIVIDUAL FLUOR. HANGING FIXTURE 2 BULB		PHOTO CELL
	INDIVIDUAL FLUOR. FLUSH MOUNT FIXTURE 4 BULB		CEILING FAN
	CAMERA		CEILING FAN W/ LIGHT KIT
	MOTION DET.	7-2-6 CEILING HEIGHT AND TRIM 7'-2" ABOVE FLOOR BELOW WITH 6" CROWN MOULDING. NOTE: ALL CEILINGS NOT LABELED ARE PLASTER. CEILINGS SHOWN WITH A GRID ARE LAY IN ACOUSTICAL TILE..	
	SUPPLY VENT		
	SUPPLY VENT		
	RETURN VENT		
	RETURN VENT		JUNCTION BOX
	SPEAKER		







ELECTRIC

	DATA OUTLET
	TELEPHONE JACK
	ELECTRIC SWITCH
	CABLE TELEVISION OUTLET
	DUPLEX RECEPTACLE OUTLET
	SPECIAL PURPOSE CONNECTION OR OUTLET
	QUADRUPLX RECEPTACLE OUTLET
	FLOOR DUPLEX RECEPTACLE OUTLET
	ELECTRIC PANEL
	ELECTRIC METER
	BUTTON SWITCH
	DISCONNECT SWITCH
	GROUND/FLOOR LIGHT
	KEY PAD

FIRE PROTECTION

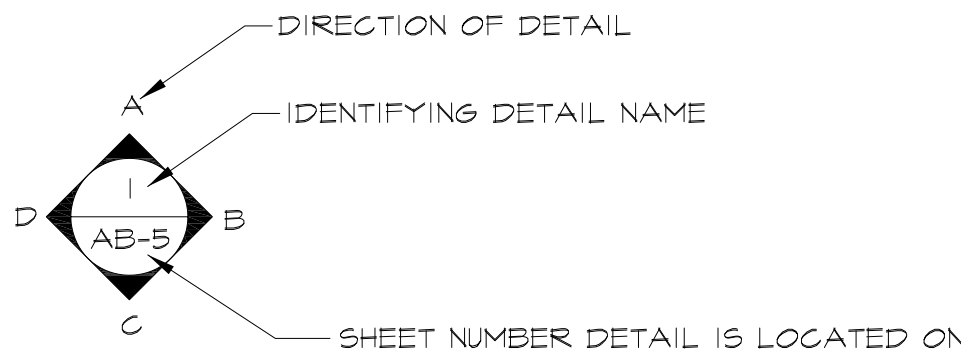
	FIRE EXTINGUISHER
	FIRE PULL
	FIRE ALARM (HORN/SRTOBE)
	SMOKE DETECTOR
	SMOKE ALARM SPEAKER
	SPRINKLER HEAD CEILING MOUNT
	SPRINKLER HEAD WALL MOUNT

MEP

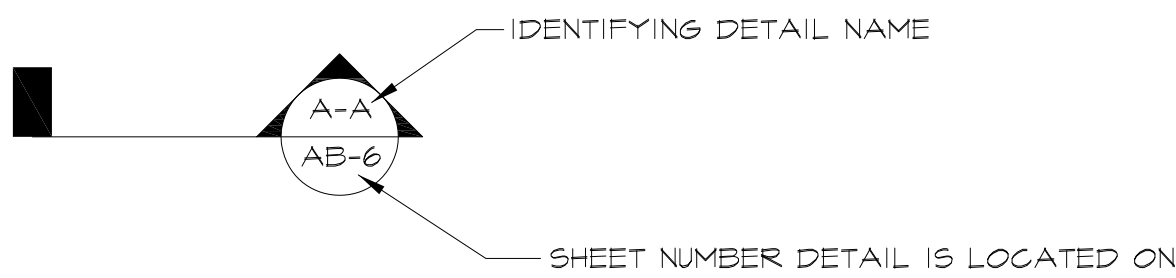
	THERMOSTAT
	FLOOR DRAIN
	VALVE
	HOSE BIB
	WATER SUPPLY
	SUSPENDED GAS HEATER

MISC

	BOLLARD
	SPOT ELEVATION



INTERIOR ELEVATIONS



BUILDING SECTION

PHOTO DOCUMENTATION LEGEND

INDICATES LOCATION OF CAMERA

INDICATES DIRECTION OF CAMERA LENS AND CORRESPONDING PHOTO / VIDEO NUMBER

TYPES OF DOCUMENTATION

GROUND BASED PHOTO 001

GROUND BASED VIDEO V-001

360° SPHERICAL PHOTO 000

AERIAL BASED PHOTO 000

AERIAL BASED VIDEO V-000

ARCHITECTURAL AS BUILT

KILLEEN, TX 76543

01	100% SUBMISSION	SEE COVER SHEET
----	-----------------	-----------------

NO.	ISSUES REVISIONS	DATE
-----	--------------------	------

	SHEET TITLE
--	-------------

HL	PROJECT MANAGER
----	-----------------

HL	PROJECT DIRECTOR
----	------------------

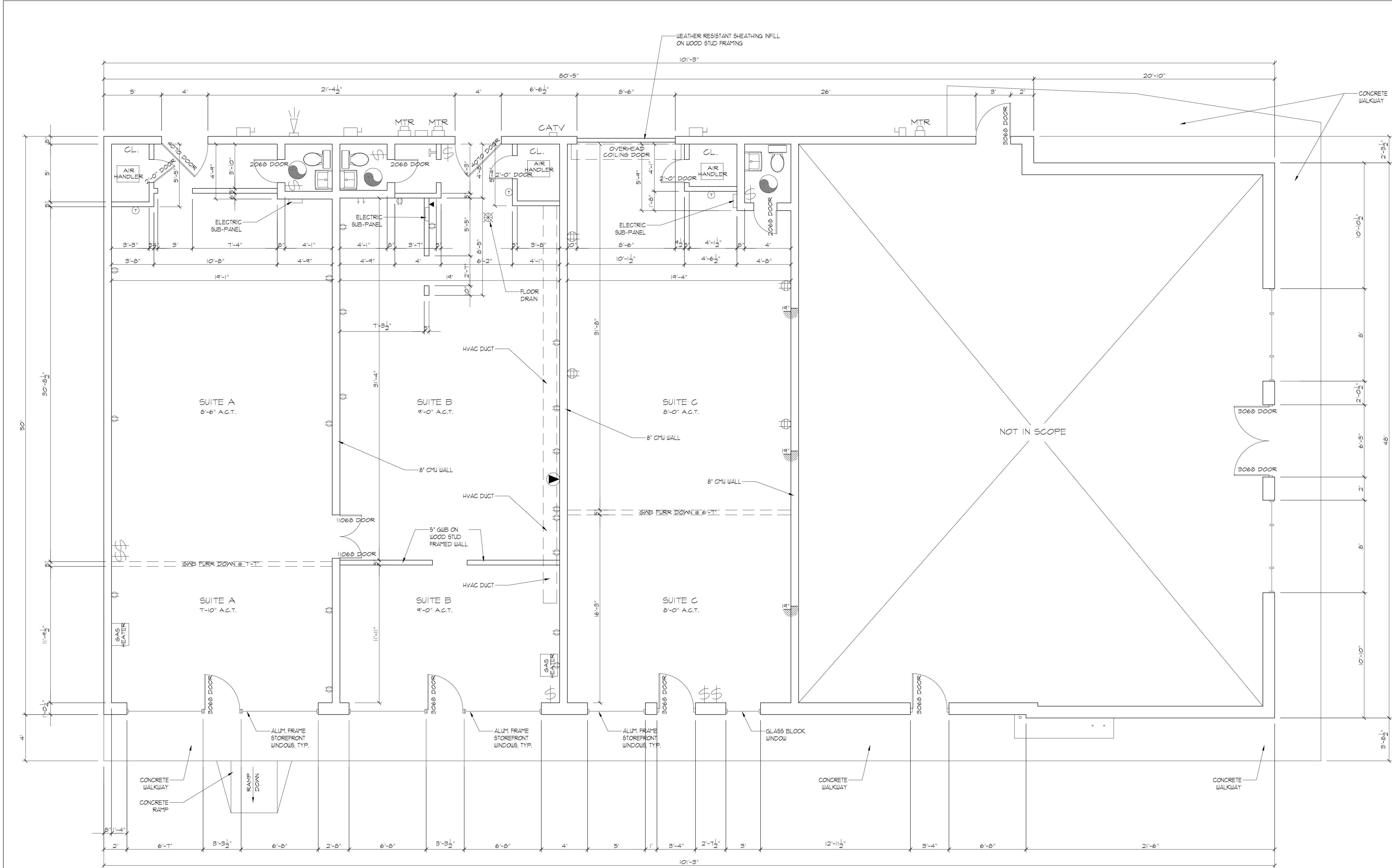
012317-1	PROJECT NUMBER
----------	----------------

NOT TO SCALE	SCALE
--------------	-------

CL	DRAWN BY
----	----------

	SHEET NUMBER
--	--------------

SL



FIRST FLOOR PLAN

AREA DATA	
SUITE A	1,004 S.F.
SUITE B	983 S.F.
SUITE C	1,000 S.F.
GRAND TOTAL	2,987 S.F.

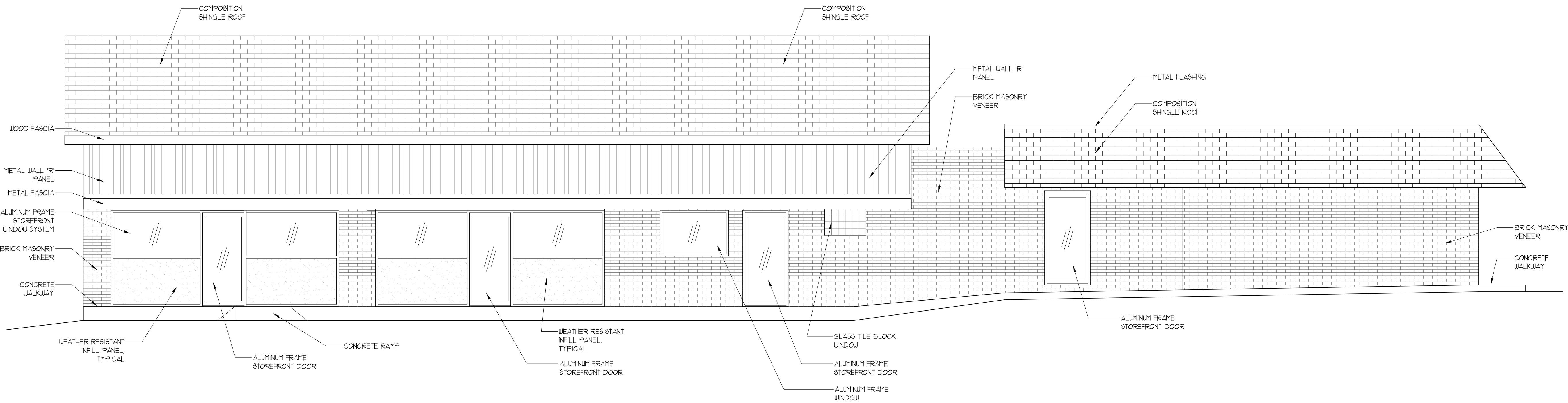
ARCHITECTURAL AS BUILT

KILLEEN, TX 76543

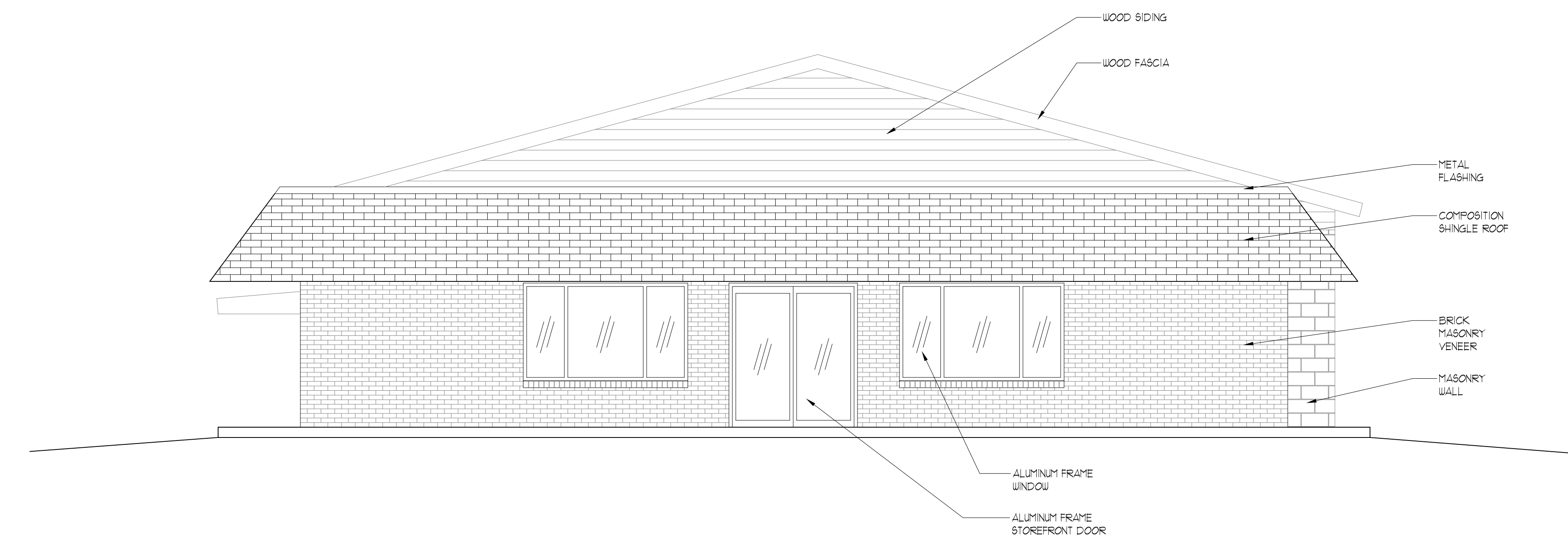
01	100% SUBMISSION	SEE COVER SHEET
NO.	ISSUES REVISIONS	DATE
SHEET TITLE		

HL	PROJECT MANAGER
HL	PROJECT DIRECTOR
012317-1	PROJECT NUMBER
1/4"=1'-0"	SCALE
CL	DRAWN BY
	SHEET NUMBER

AB-1



WEST ELEVATION



SOUTH ELEVATION

ARCHITECTURAL AS BUILT

KILLEEN, TX 76543

01 100% SUBMISSION SEE COVER SHEET

NO. ISSUES | REVISIONS DATE

SHEET TITLE

HL PROJECT MANAGER

HL PROJECT DIRECTOR

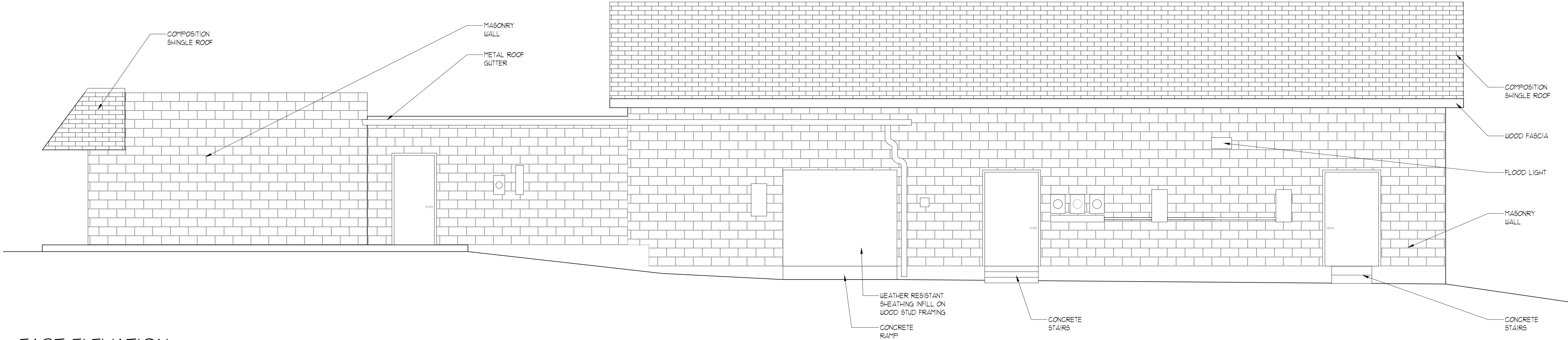
012317-1 PROJECT NUMBER

1/4"=1'-0" SCALE

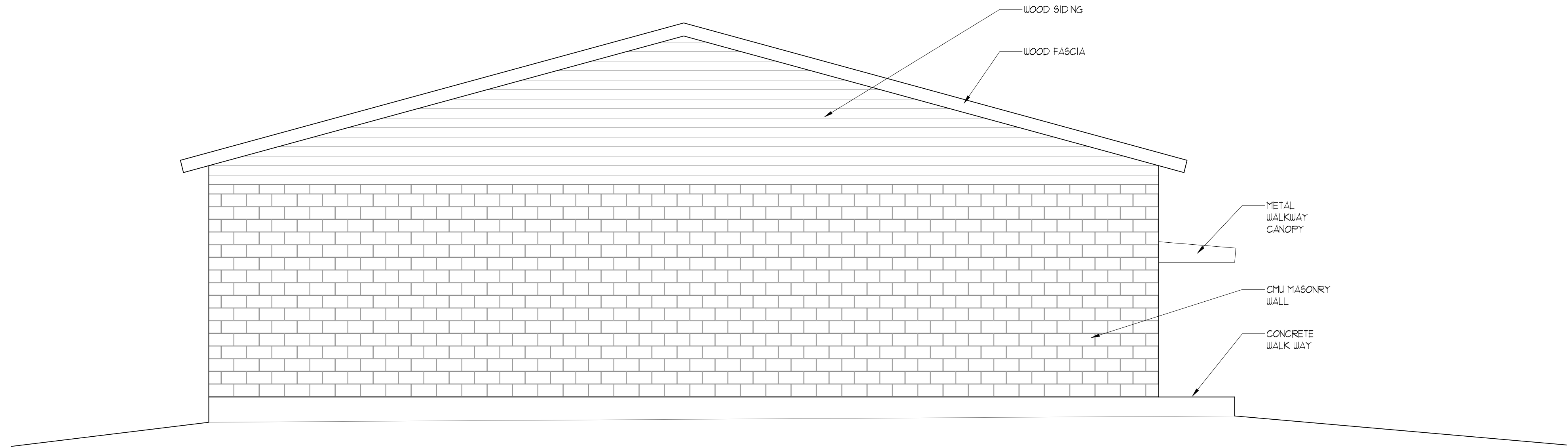
CL DRAWN BY

SHEET NUMBER

AB-2



EAST ELEVATION



NORTH ELEVATION

ARCHITECTURAL AS BUILT

KILLEEN, TX 76543

01 100% SUBMISSION SEE COVER SHEET

NO. ISSUES | REVISIONS DATE

SHEET TITLE

HL PROJECT MANAGER

HL PROJECT DIRECTOR

012317-1 PROJECT NUMBER

1/4"=1'-0" SCALE

CL DRAWN BY

SHEET NUMBER

AB-3