
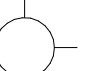
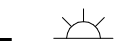

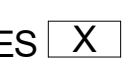
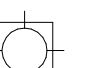
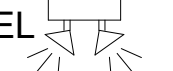
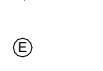
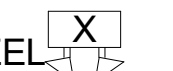


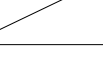

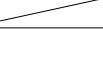

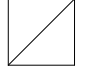


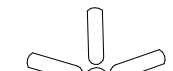

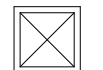



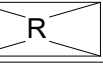

















SYMBOLS LEGEND




RCP

EXH 	EXHAUST VENT	VL 	TRACK LIGHT OR VANITY LIGHT
L1 	CEILING MOUNTED LIGHT FIXTURE	WL 	WALL-MOUNTED LIGHT FIXTURE
L 	CEILING MOUNTED DIRECTIONAL LIGHT	ES 	EMERGENCY EXIT SIGN
RC 	RECESSED CAN LIGHT	EL 	EMERGENCY EXIT LIGHT
EYE 	EYEBALL OR SMALL CAN LIGHT	EEL 	EMERGENCY EXIT LIGHT W/ SIGN
HPL 	PENDANT LIGHT	STAIR 	LIGHTED STAIR SIGN
FL 	INDIVIDUAL FLUOR. LAY-IN FIXTURE 4 BULB	F 	FLOOD LIGHT
FL2 	INDIVIDUAL FLUOR. HANGING FIXTURE 2 BULB	PC 	PHOTO CELL
FL3 	INDIVIDUAL FLUOR. FLUSH MOUNT FIXTURE 4 BULB	F1 	CEILING FAN
C 	CAMERA	F1LK 	CEILING FAN W/ LIGHT KIT
M 	MOTION DET.	7-2-6	CEILING HEIGHT AND TRIM 7'-2" ABOVE FLOOR BELOW WITH 6" CROWN MOULDING. NOTE: ALL CEILINGS NOT LABELED ARE PLASTER. CEILINGS SHOWN WITH A GRID ARE LAY IN ACOUSTICAL TILE..
SUP 	SUPPLY VENT	J 	JUNCTION BOX
SUP2 	SUPPLY VENT		
RET 	RETURN VENT		
RET2 	RETURN VENT		
spe 	SPEAKER		







ELECTRIC

DAT 	DATA OUTLET
TEL 	TELEPHONE JACK
S1 	ELECTRIC SWITCH
TV 	CABLE TELEVISION OUTLET
P1 	DUPLEX RECEPTACLE OUTLET
P3 	SPECIAL PURPOSE CONNECTION OR OUTLET
PQ 	QUADRUPLEX RECEPTACLE OUTLET
PF 	FLOOR DUPLEX RECEPTACLE OUTLET
PNL 	ELECTRIC PANEL
MTR 	ELECTRIC METER
BUT 	BUTTON SWITCH
DISC 	DISCONNECT SWITCH
LG 	GROUND/FLOOR LIGHT
KP 	KEY PAD



FIRE PROTECTION

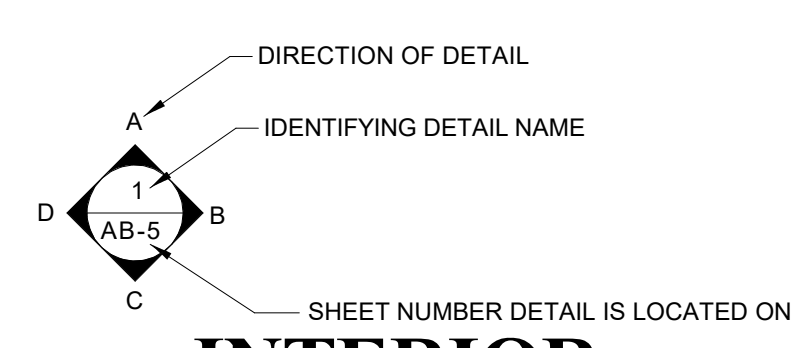
FE 	FIRE EXTINGUISHER
FP 	FIRE PULL
AS 	FIRE ALARM (HORN/SRTOBE)
SD 	SMOKE DETECTOR
SS 	SMOKE ALARM SPEAKER
SP 	SPRINKLER HEAD CEILING MOUNT
SPW 	SPRINKLER HEAD WALL MOUNT

MEP

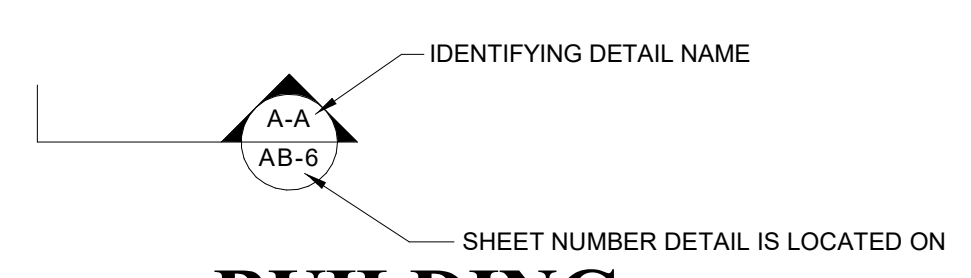
TH 	THERMOSTAT
FD 	FLOOR DRAIN
V 	VALVE
HB 	HOSE BIB
WS 	WATER SUPPLY
HEAT 	SUSPENDED GAS HEATER

MISC

BOLLARD 	BOLLARD
ELEVATION SYMBOL 	SPOT ELEVATION

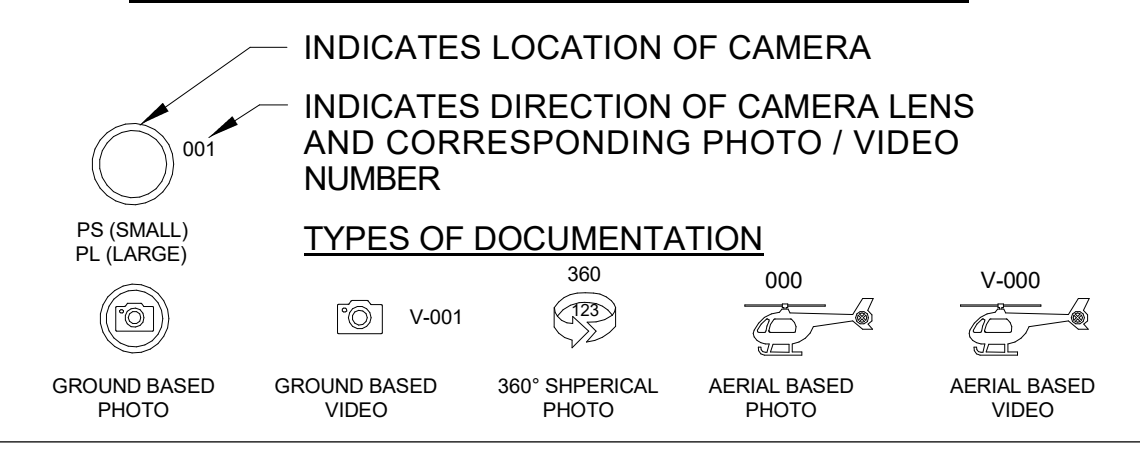


INTERIOR ELEVATIONS



BUILDING SECTION

PHOTO DOCUMENTATION LEGEND



ARCHITECTURAL AS BUILT

Jupiter, FL 33458

01	100% SUBMISSION	SEE COVER SHEET
NO.	ISSUES / REVISIONS	DATE

SYMBOL LEGEND

Designer	PROJECT MANAGER
Designer	PROJECT INSPECTOR
Project Number	PROJECT NUMBER
Author	DRAWN BY
	SHEET NUMBER

FINISH SCHEDULE

Number	Name	Floor Finish
1	BEDROOM	CARPET
2	LIVING	HARDWOOD
3	WIC	CARPET
4	DINING	HARDWOOD
5	WINE ROOM	HARDWOOD
6	FOYER	CARPET
7	KITCHEN	TILE
8	LAUNDRY	TILE
9	GATHERING	HARDWOOD
10	GREAT ROOM	CARPET
11	BATH	TILE
12	BATH	TILE
13	HALL	HARDWOOD
14	DECK	HARDWOOD
15	BEDROOM	HARDWOOD
16	BATH	TILE
17	WIC	HARDWOOD
18	CL	HARDWOOD
19	BEDROOM	HARDWOOD
20	CL	HARDWOOD
21	BATH	TILE
22	HALL	HARDWOOD
23	BEDROOM	HARDWOOD
24	BATH	TILE
25	WIC	HARDWOOD
26	MASTER BEDROOM	HARDWOOD
27	WIC	HARDWOOD
28	BATH	TILE
29	CL	HARDWOOD
30	DECK	HARDWOOD
31	GARAGE	STEEL
32	BEDROOM	HARDWOOD
33	CL	HARDWOOD
34	BATH	TILE
35	CL	HARDWOOD
38	LIVING	HARDWOOD
39	DECK	HARDWOOD
41	LIVING	HARDWOOD
42	LIVING	HARDWOOD
43	MECH	CONCRETE
44	BEDROOM	HARDWOOD
45	BATH	TILE
46	CL	TILE
47	WIC	CARPET
48	BEDROOM	HARDWOOD
49	CL	HARDWOOD
50	BATH	TILE

DOOR SCHEDULE

Mark	Width	Height	Comments
1	5'-8"	8'-0"	
2	4'-0"	8'-0"	
3	2'-10"	8'-0"	
4	2'-8"	6'-8"	
5	4'-10"	8'-0"	
6	3'-0"	6'-10"	
7	5'-0"	8'-0"	
8	5'-6"	7'-0"	
9	2'-8"	8'-1"	
10	2'-10"	8'-0"	
11	2'-4"	6'-4"	
12	8'-0"	6'-10"	
13	8'-0"	6'-10"	
14	8'-0"	6'-10"	
15	5'-10"	8'-9"	
16	5'-10"	8'-9"	
17	5'-10"	8'-9"	
18	5'-10"	8'-9"	
19	4'-10"	6'-9"	
20	4'-10"	6'-9"	
21	4'-10"	6'-9"	
22	4'-10"	6'-9"	
23	2'-4"	7'-0"	
24	2'-4"	7'-0"	
25	2'-8"	7'-0"	
26	2'-8"	7'-0"	
27	2'-4"	7'-0"	
28	2'-4"	7'-0"	
29	2'-8"	7'-0"	
30	5'-0"	7'-0"	
31	2'-8"	7'-0"	
32	2'-8"	7'-0"	
33	2'-4"	7'-0"	
34	8'-4"	6'-10"	

DOOR SCHEDULE

Mark	Width	Height	Comments
35	4'-10"	6'-9"	
36	4'-10"	6'-9"	
37	4'-10"	6'-9"	
38	4'-10"	6'-9"	
39	5'-0"	7'-0"	
40	2'-8"	7'-0"	
41	2'-8"	7'-0"	
42	6'-0"	6'-10"	
43	8'-0"	7'-0"	
44	8'-0"	7'-0"	
45	8'-0"	7'-0"	
46	5'-10"	6'-9"	
47	2'-0"	7'-0"	
48	2'-8"	7'-0"	
49	2'-8"	7'-0"	
50	8'-0"	6'-9"	
51	6'-2"	6'-9"	
52	5'-10"	6'-9"	
53	2'-8"	7'-0"	
54	2'-8"	7'-0"	
55	2'-8"	7'-0"	
56	2'-8"	7'-0"	
57	1'-6"	7'-0"	
58	2'-8"	7'-0"	
59	5'-0"	6'-8"	
60	2'-8"	7'-0"	
Y	2'-8"	7'-0"	
Z	4'-10"	5'-10"	

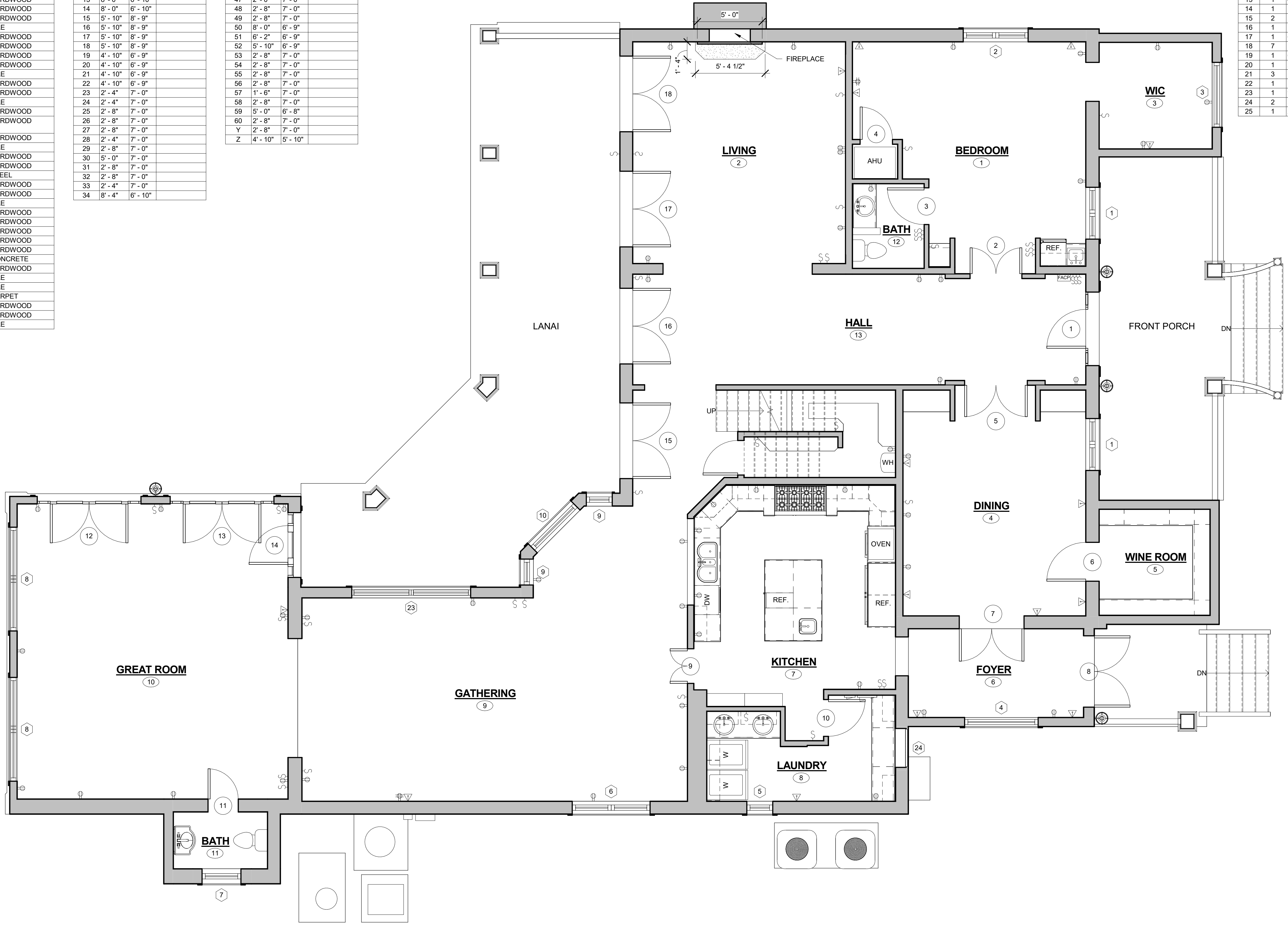
WINDOW SCHEDULE

Mark	Count	Width	Height	Operation
1	2	4'-0"	7'-7"	
2	1	5'-0"	7'-7"	
3	1	5'-0"	5'-6"	
4	1	5'-8"	4'-10"	
5	7	2'-0"	4'-0"	
6	1	6'-0"	6'-8"	
7	1	3'-0"	2'-0"	
8	2	8'-0"	7'-7"	
9	2	2'-0"	5'-11"	
10	1	4'-8"	5'-11"	
11	1	6'-0"	3'-0"	
12	2	1'-0"	4'-0"	
13	1	4'-8"	4'-0"	
14	1	5'-0"	3'-11"	
15	2	3'-0"	4'-0"	
16	1	1'-11"	4'-0"	
17	1	6'-0"	4'-8"	
18	7	3'-0"	5'-0"	
19	1	6'-0"	4'-0"	
20	1	2'-10"	4'-11"	
21	3	1'-10"	3'-11"	
22	1	12'-0"	4'-8"	
23	1	9'-2"	6'-0"	
24	2	3'-0"		
25	1	2'-6"		



ARCHITECTURAL AS BUILT

Jupiter, FL 33458



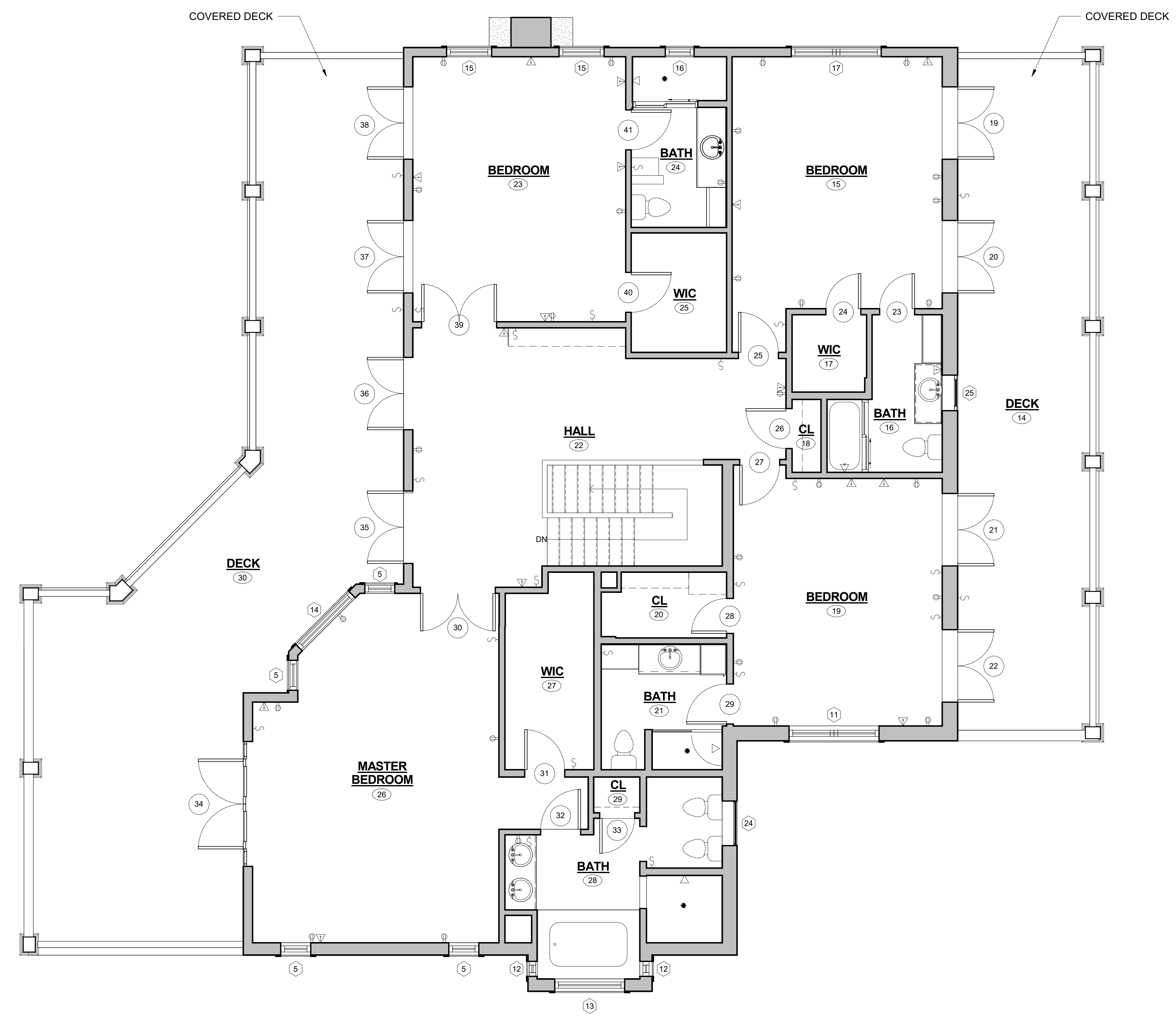
1 FIRST FLOOR
SCALE: 1/4" = 1'-0"

NO.	ISSUES / REVISIONS	DATE	SHEET TITLE
01	100% SUBMISSION		SEE COVER SHEET

FIRST FLOOR

Designer	PROJECT MANAGER
Designer	PROJECT ARCHITECT
Project Number	PROJECT NUMBER
Author	DRAWN BY
	SHEET NUMBER

AB-1



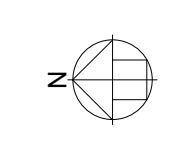
ARCHITECTURAL AS BUILT
Jupiter, FL 33458

NO.	ISSUES / REVISIONS	DATE	SHEET TITLE
01	100% SUBMISSION		SEE COVER SHEET

SECOND FLOOR

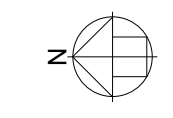
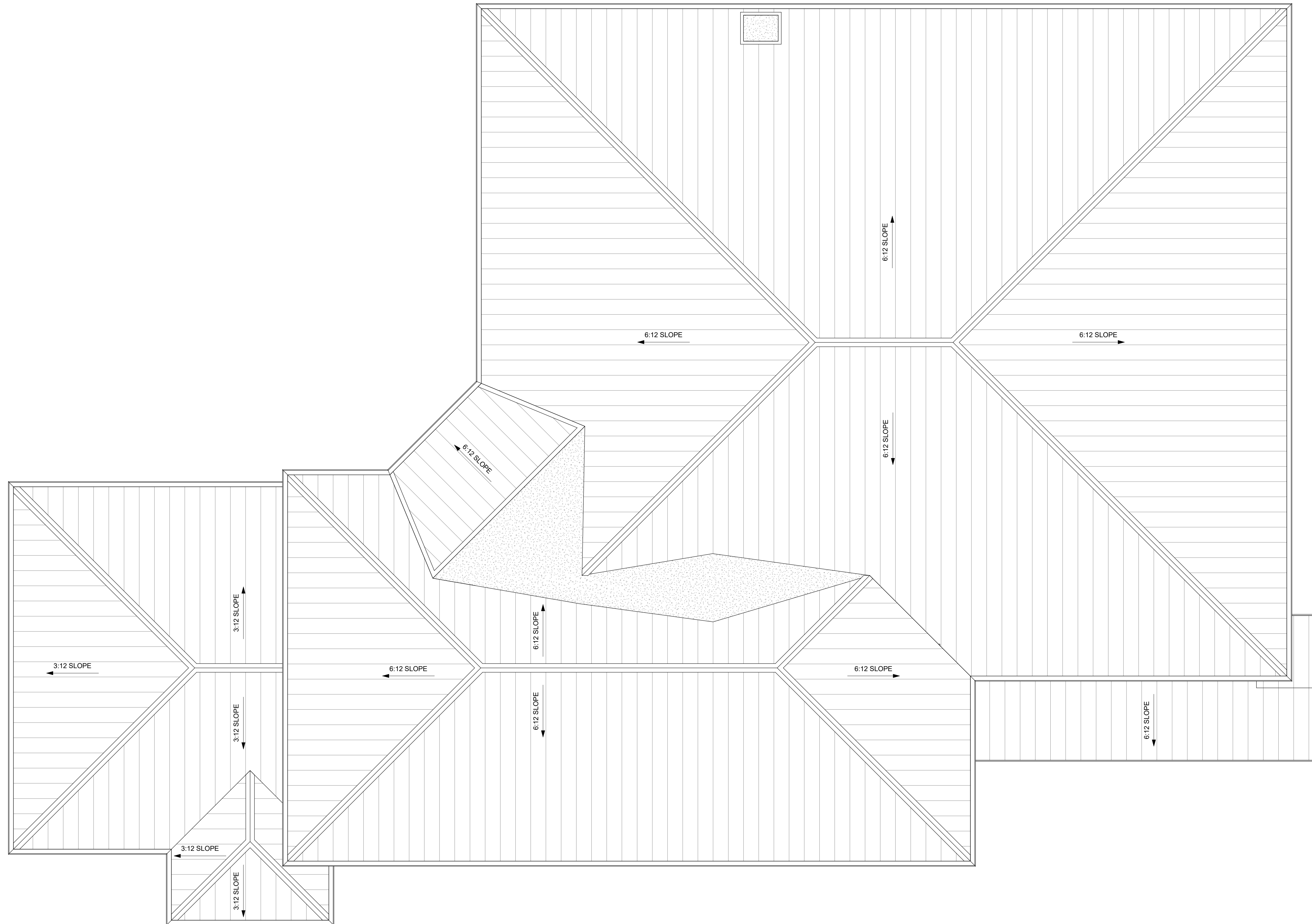
Designer	PROJECT MANAGER
Designer	PROJECT ARCHITECT
Project Number	PROJECT NUMBER
Author	DRAWN BY
	SHEET NUMBER

AB-2





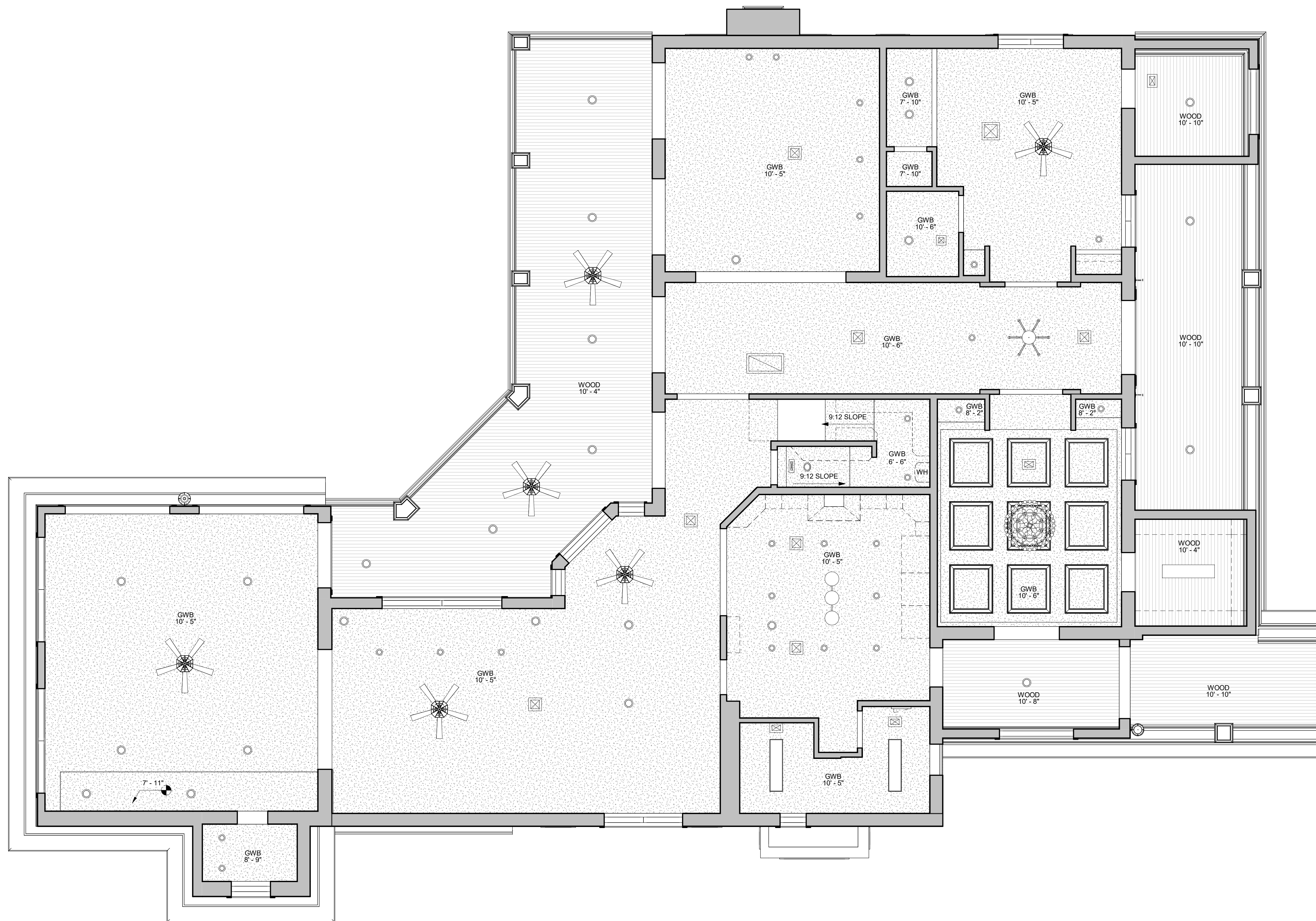
ARCHITECTURAL AS BUILT
Jupiter, FL 33458



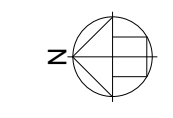
01	100% SUBMISSION	SEE COVER SHEET
NO.	ISSUES / REVISIONS	DATE
		SHEET TITLE

ROOF PLAN

Designer	PROJECT MANAGER
Designer	PROJECT ARCHITECT
Project Number	PROJECT NUMBER
	SCALE
Author	DRAWN BY
	SHEET NUMBER



1 FIRST FLOOR
SCALE: 1/4" = 1'-0"



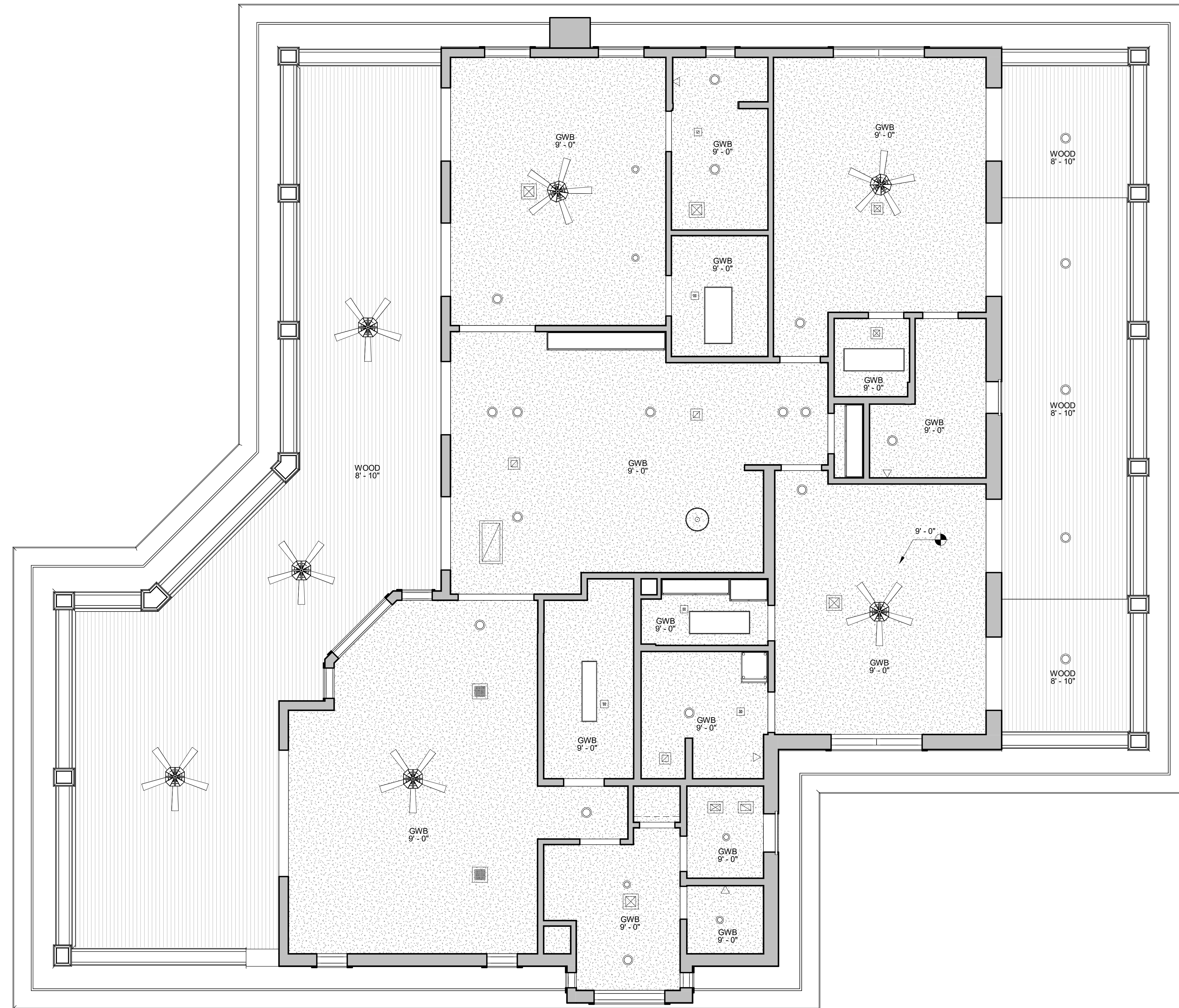
ARCHITECTURAL AS BUILT
Jupiter, FL 33458

01	100% SUBMISSION	SEE COVER SHEET
NO.	ISSUES / REVISIONS	DATE

**FIRST FLOOR REFLECTED
CEILING PLAN**

Designer	PROJECT MANAGER
Designer	PROJECT ARCHITECT
Project Number	PROJECT NUMBER
Author	DRAWN BY
	SHEET NUMBER

AB-4



ARCHITECTURAL AS BUILT

Jupiter, FL 33458

NO.	ISSUES / REVISIONS	DATE	SHEET TITLE
01	100% SUBMISSION		SEE COVER SHEET

**SECOND FLOOR
REFLECTED CEILING PLAN**

Designer	PROJECT MANAGER
Designer	PROJECT ARCHITECT
Project Number	PROJECT NUMBER
Author	DRAWN BY
	SHEET NUMBER

AB-5





1 FRONT
SCALE: 1/4" = 1'-0"



2 LEFT
SCALE: 1/4" = 1'-0"

AS BUILT
PROFESSIONALS
www.asbuiltprofessionals.com



© 2021 AEC CONSULTANTS INC

ARCHITECTURAL AS BUILT
Jupiter, FL 33458

01	100% SUBMISSION	SEE COVER SHEET
NO.	ISSUES / REVISIONS	DATE

EXTERIOR ELEVATIONS

Designer	PROJECT MANAGER
Designer	PROJECT ARCHITECT
Project Number	PROJECT NUMBER
Author	DRAWN BY
	SHEET NUMBER

AB-6



1 REAR
SCALE: 1/4" = 1'-0"



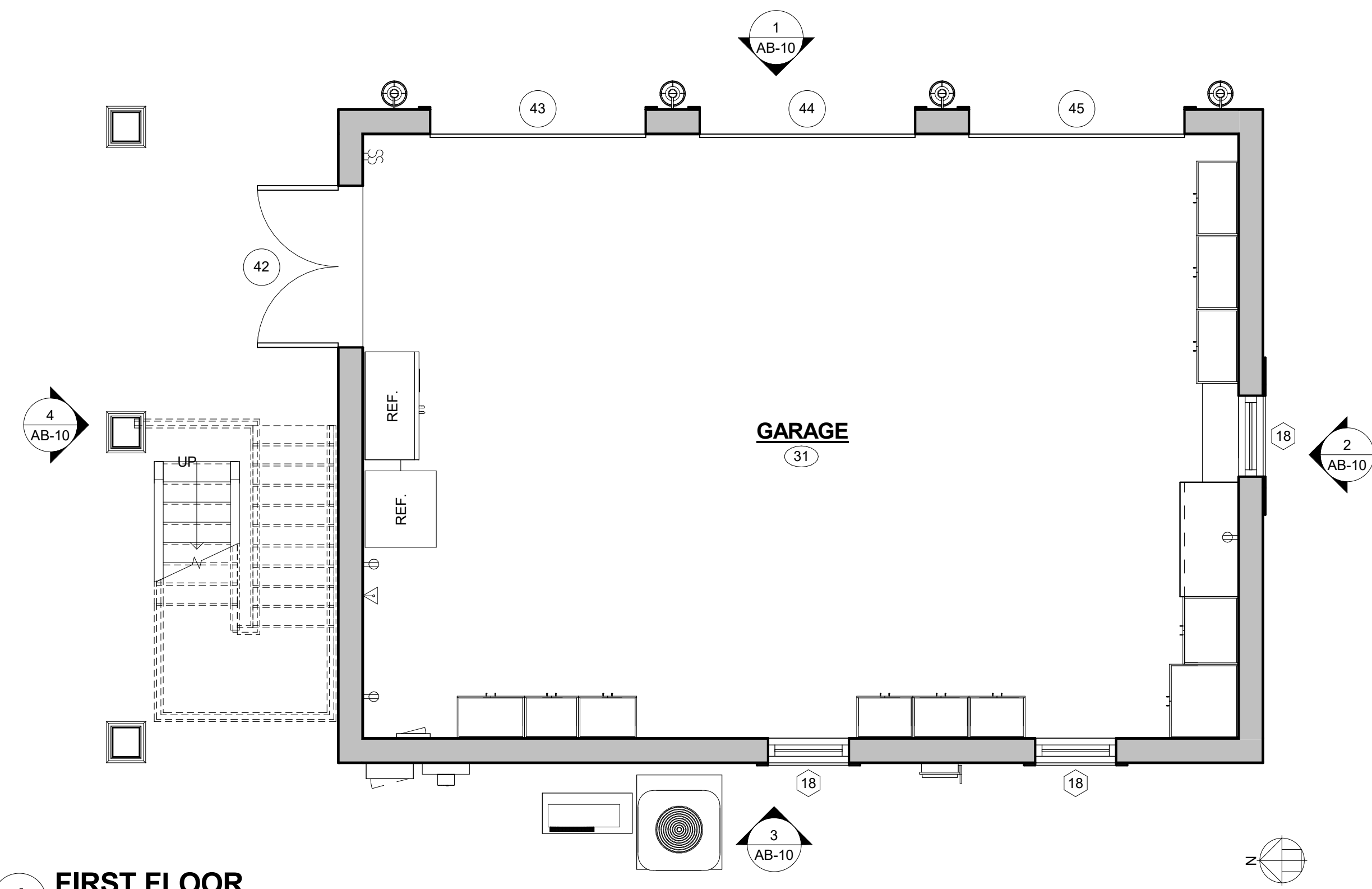
2 RIGHT
SCALE: 1/4" = 1'-0"

ARCHITECTURAL AS BUILT
Jupiter, FL 33458

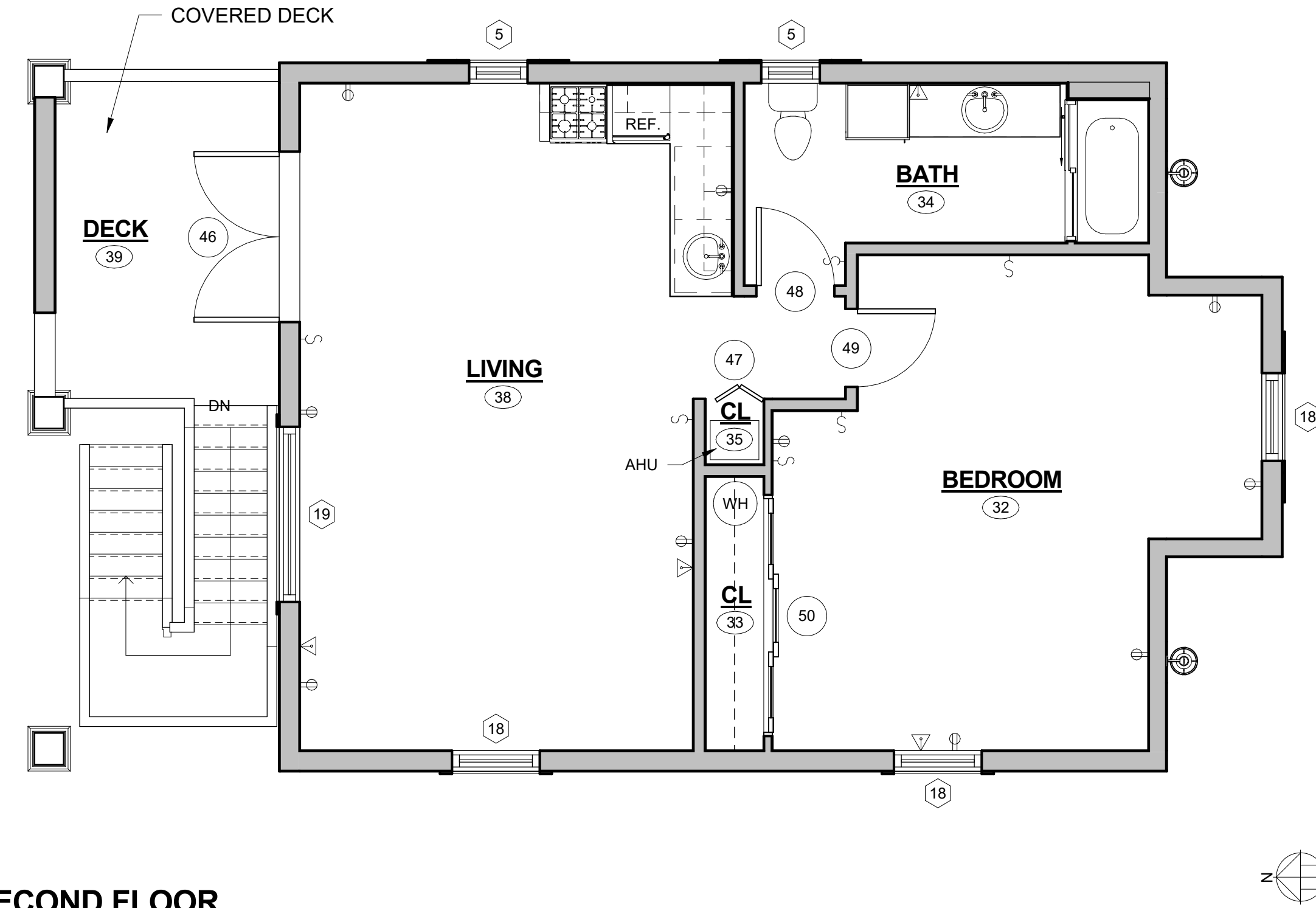
01	100% SUBMISSION	SEE COVER SHEET
NO.	ISSUES / REVISIONS	DATE

EXTERIOR ELEVATIONS

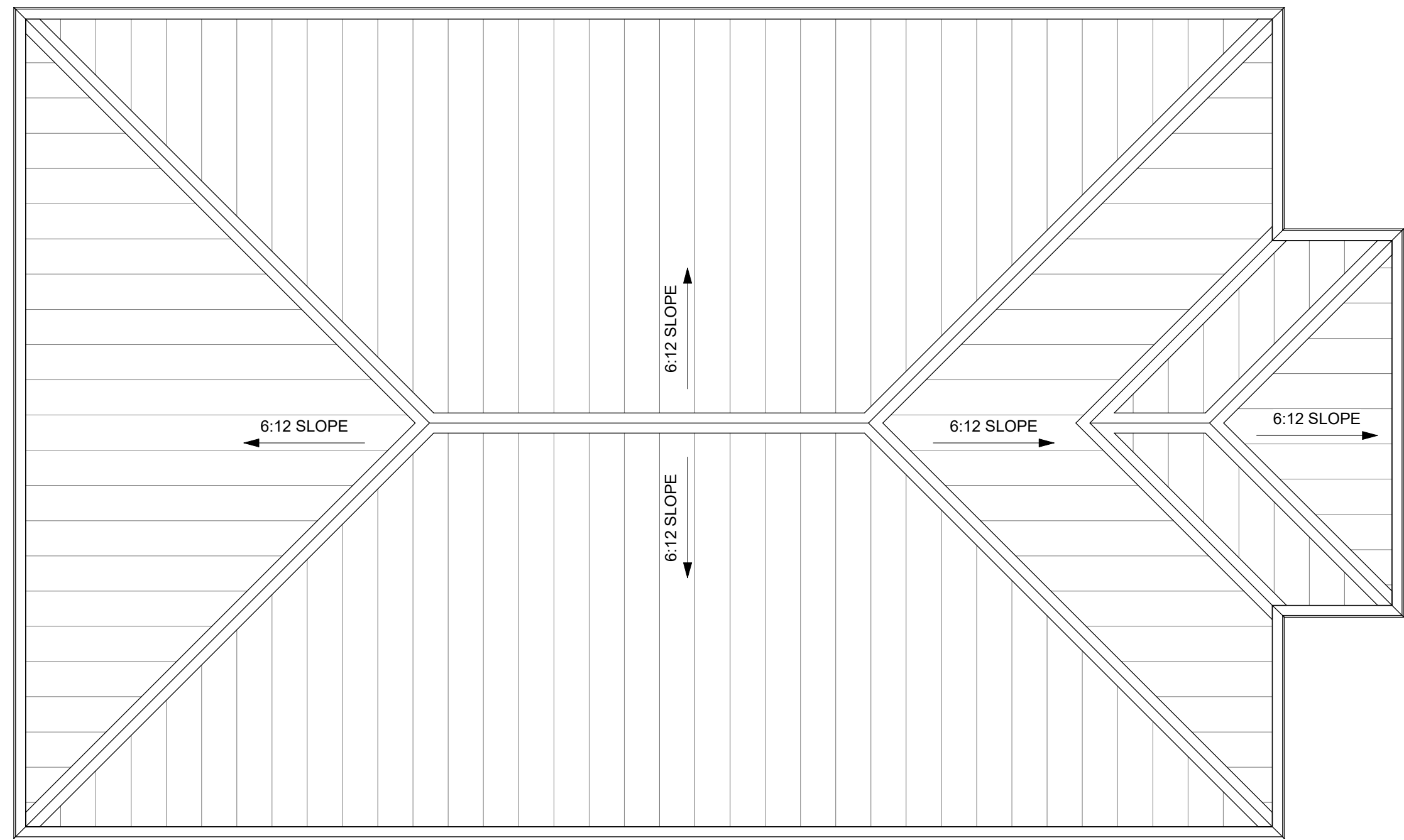
Designer	PROJECT MANAGER
Designer	PROJECT ARCHITECT
Project Number	PROJECT NUMBER
Author	DRAWN BY
	SHEET NUMBER



1 FIRST FLOOR
SCALE: 1/4" = 1'-0"



2 SECOND FLOOR
SCALE: 1/4" = 1'-0"



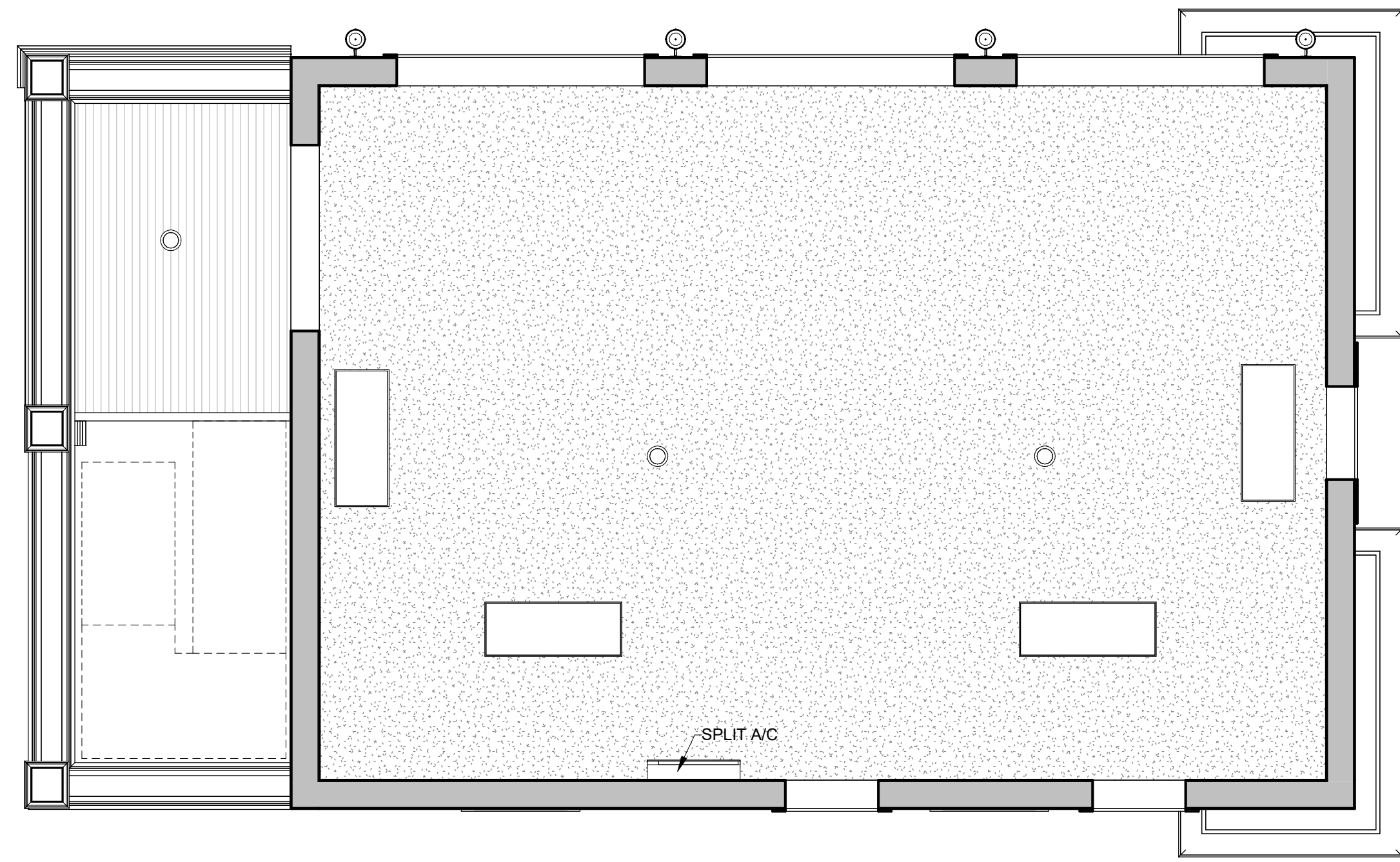
3 ROOF PLAN
SCALE: 1/4" = 1'-0"

ARCHITECTURAL AS BUILT
Jupiter, FL 33458

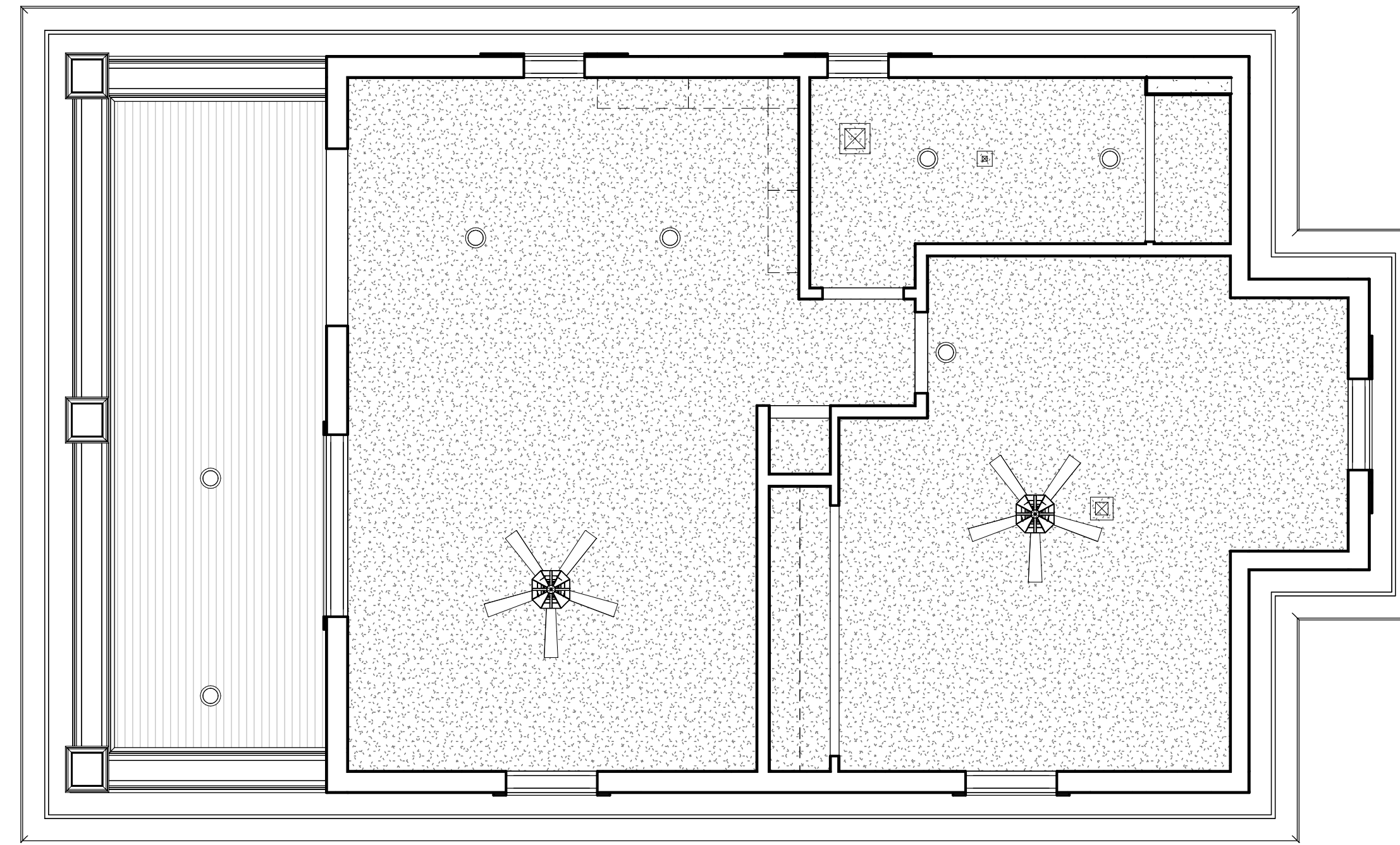
01	100% SUBMISSION	SEE COVER SHEET
NO.	ISSUES / REVISIONS	DATE

SHEET TITLE	
GARAGE	
Designer	PROJECT MANAGER
Designer	PROJECT INSTRUCTOR
Project Number	PROJECT NUMBER
Author	DRAWN BY
	SHEET NUMBER

AB-8



1 FIRST FLOOR
SCALE: 1/4" = 1'-0"



2 SECOND FLOOR
SCALE: 1/4" = 1'-0"

ARCHITECTURAL AS BUILT
Jupiter, FL 33458

NO.	ISSUES / REVISIONS	DATE
01	100% SUBMISSION	SEE COVER SHEET

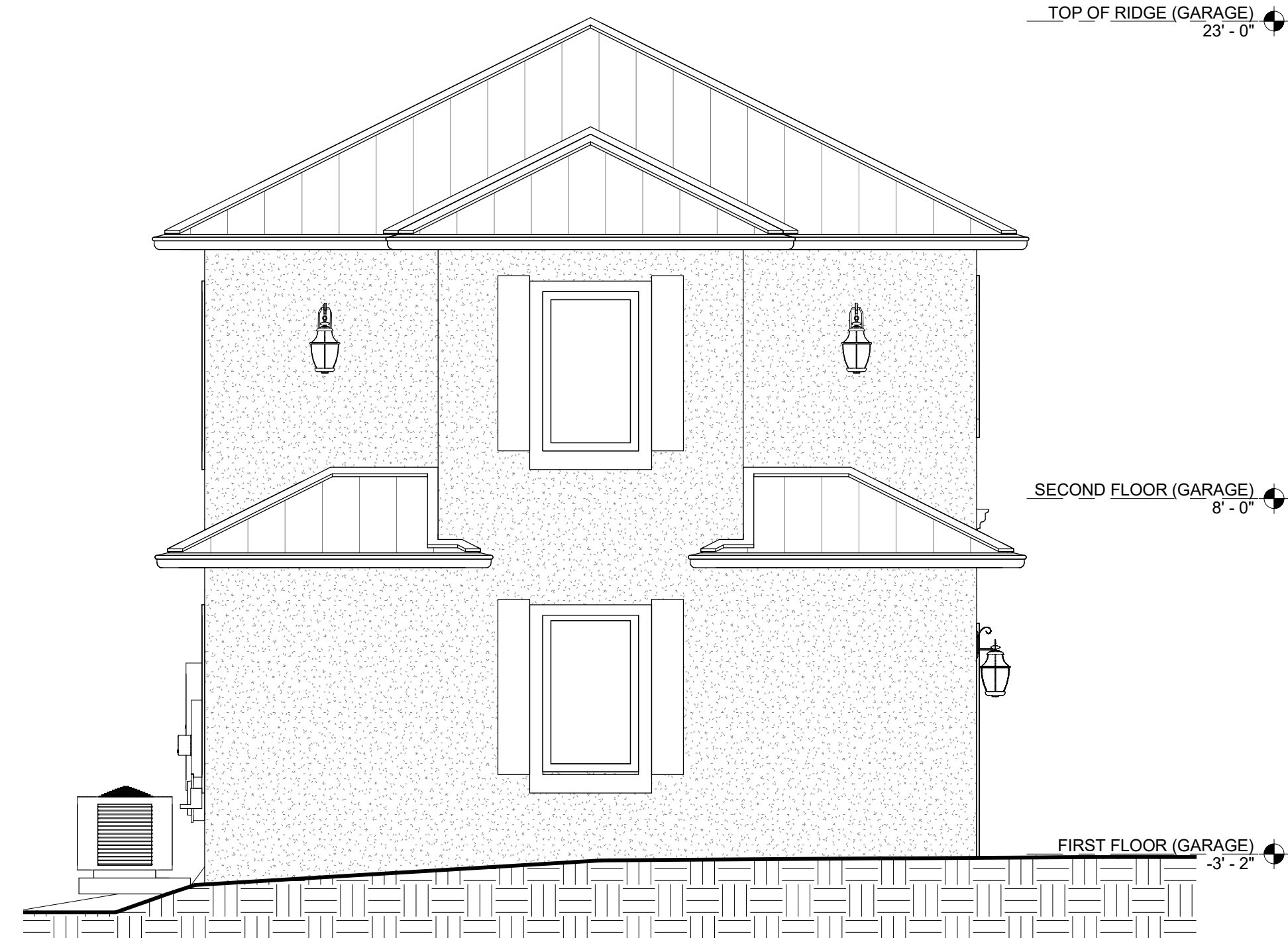
**GARAGE REFLECTED
CEILING PLAN**

Designer	PROJECT MANAGER
Designer	PROJECT ARCHITECT
Project Number	PROJECT NUMBER
Author	DRAWN BY
	SHEET NUMBER

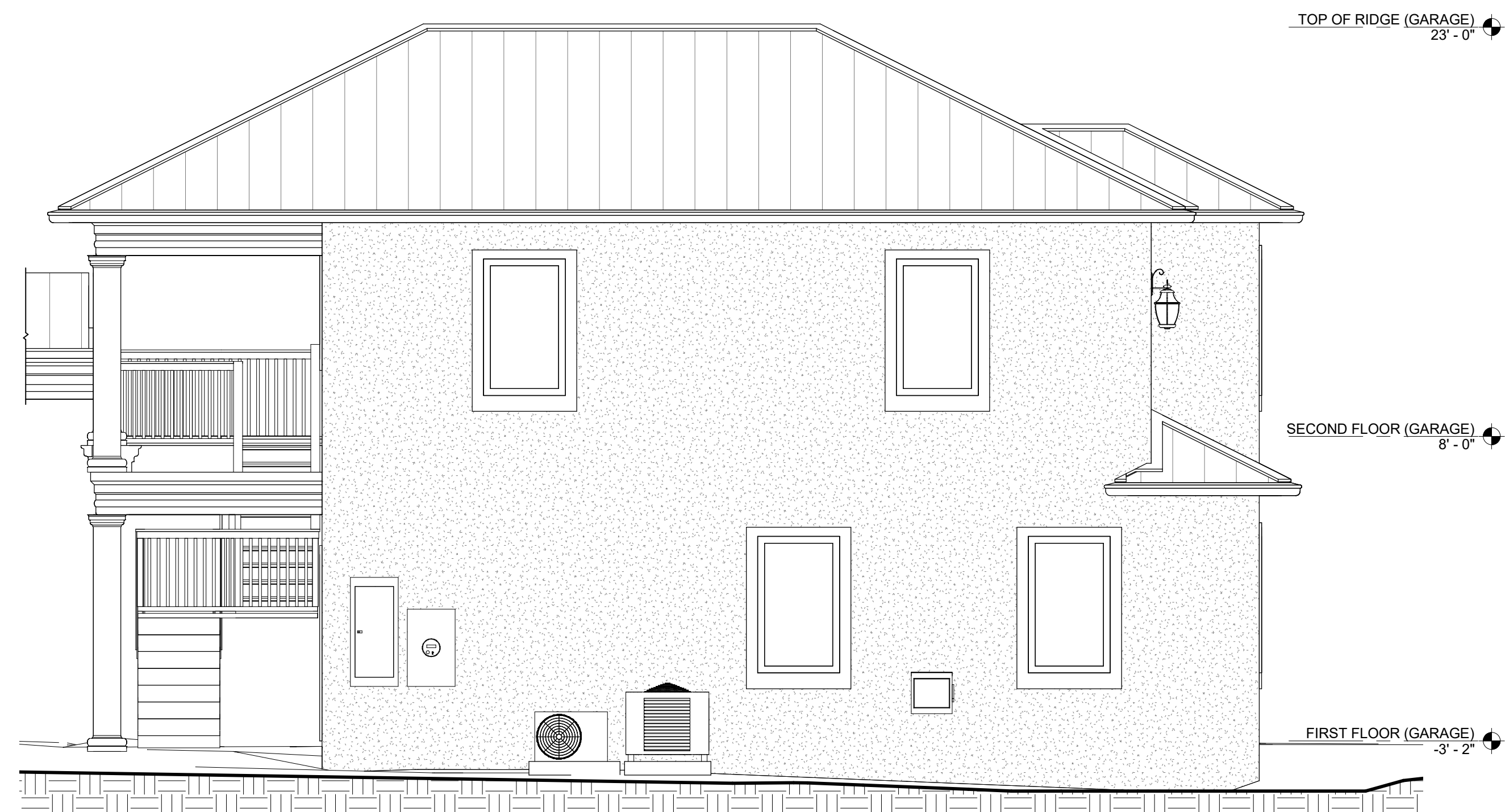
AB-9



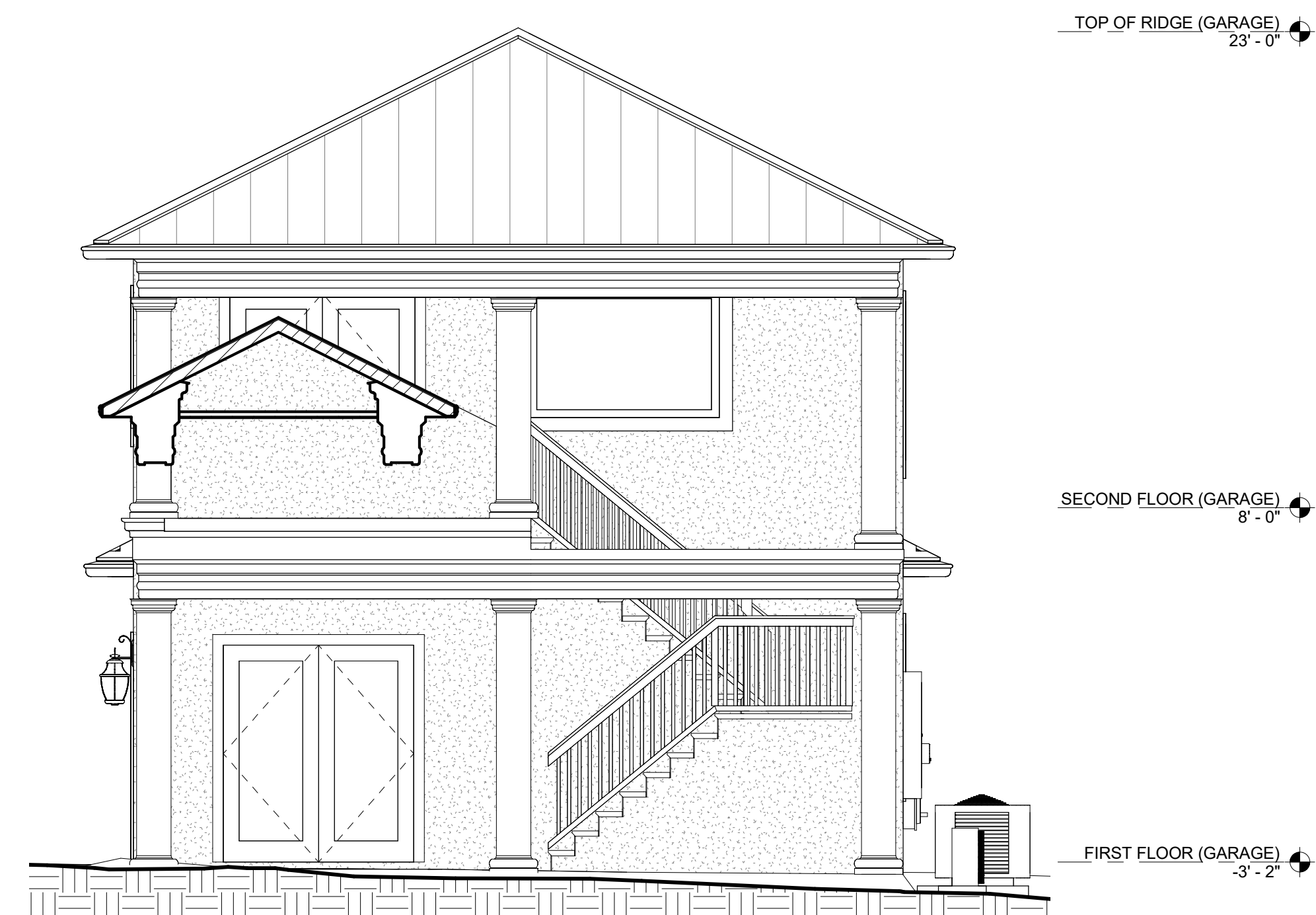
1 FRONT
SCALE: 1/4" = 1'-0"



2 LEFT
SCALE: 1/4" = 1'-0"



3 REAR
SCALE: 1/4" = 1'-0"



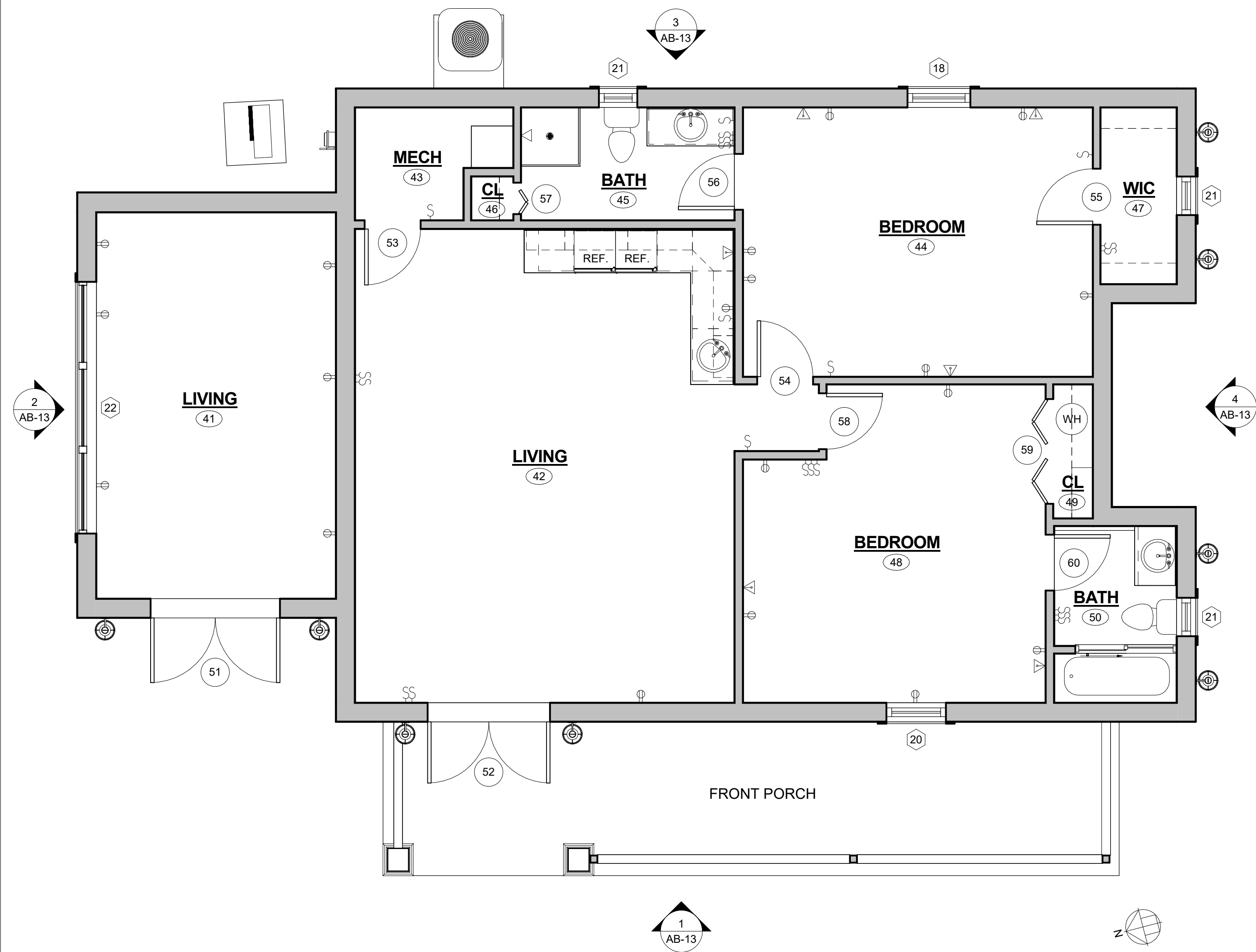
4 RIGHT
SCALE: 1/4" = 1'-0"

ARCHITECTURAL AS BUILT
Jupiter, FL 33458

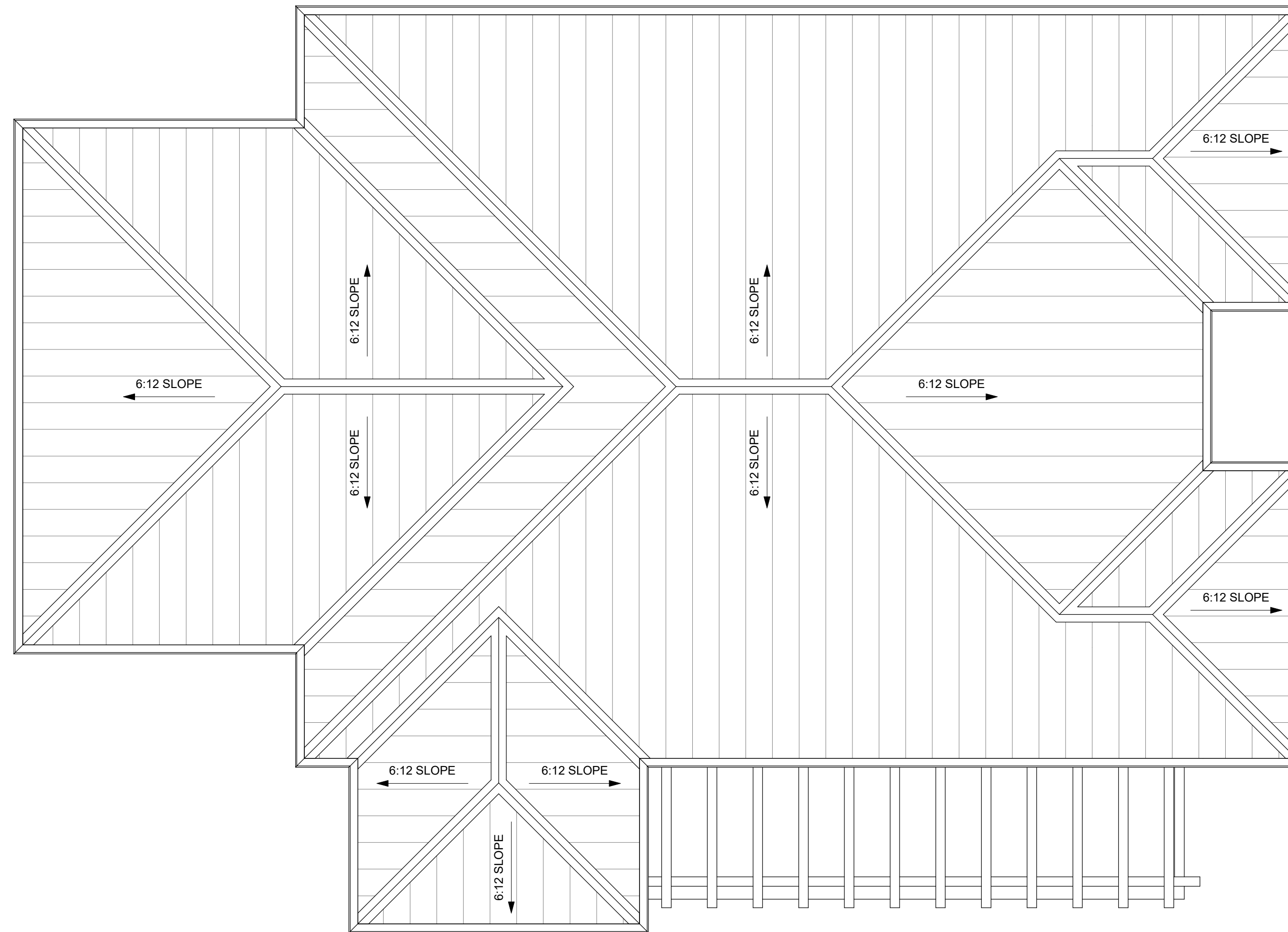
NO.	ISSUES / REVISIONS	DATE	SHEET TITLE
01	100% SUBMISSION		SEE COVER SHEET

EXTERIOR ELEVATIONS

Designer	PROJECT MANAGER
Designer	PROJECT ARCHITECT
Project Number	PROJECT NUMBER
Author	DRAWN BY
	SHEET NUMBER



1 FIRST FLOOR
SCALE: 1/4" = 1'-0"



2 ROOF PLAN
SCALE: 1/4" = 1'-0"

AS BUILT
PROFESSIONALS
www.asbuiltprofessionals.com
A DIVISION OF:
AEC
CONSULTANTS INC
844.272.8458
844 AS BUILT
© 2021 AEC CONSULTANTS INC

ARCHITECTURAL AS BUILT
Jupiter, FL 33458

NO.	ISSUES / REVISIONS	DATE	SHEET TITLE
01	100% SUBMISSION		SEE COVER SHEET

GUEST HOUSE

Designer	PROJECT MANAGER
Designer	PROJECT ARCHITECT
Project Number	PROJECT NUMBER
Author	DRAWN BY
	SHEET NUMBER

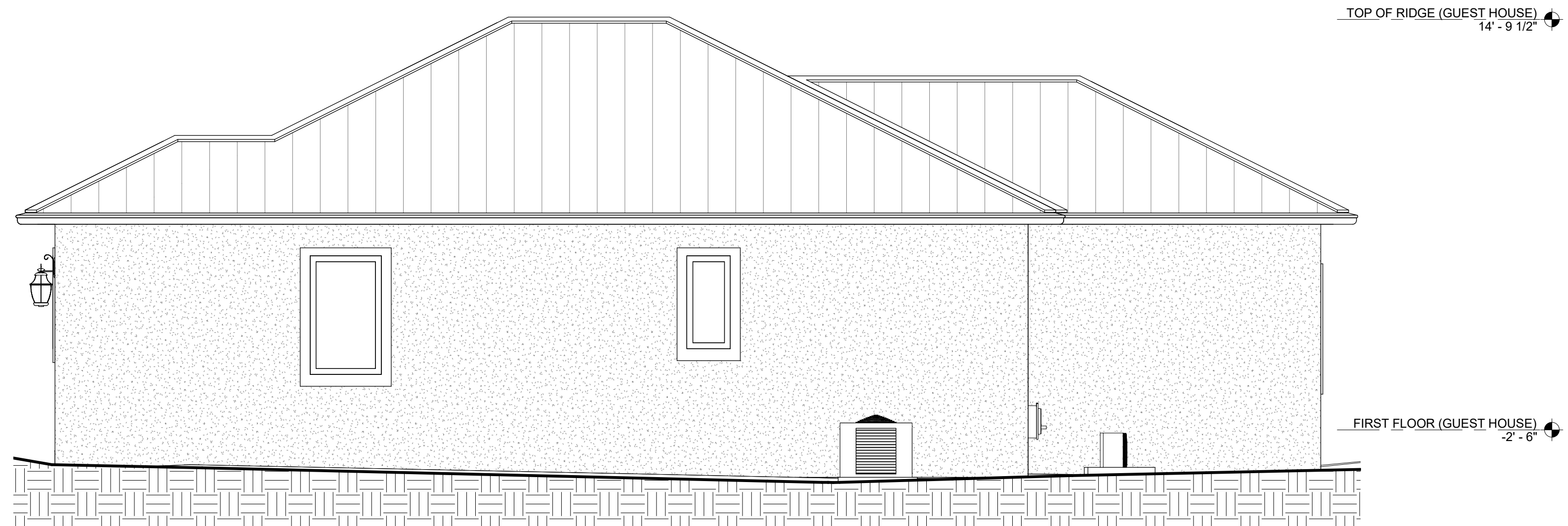
AB-11



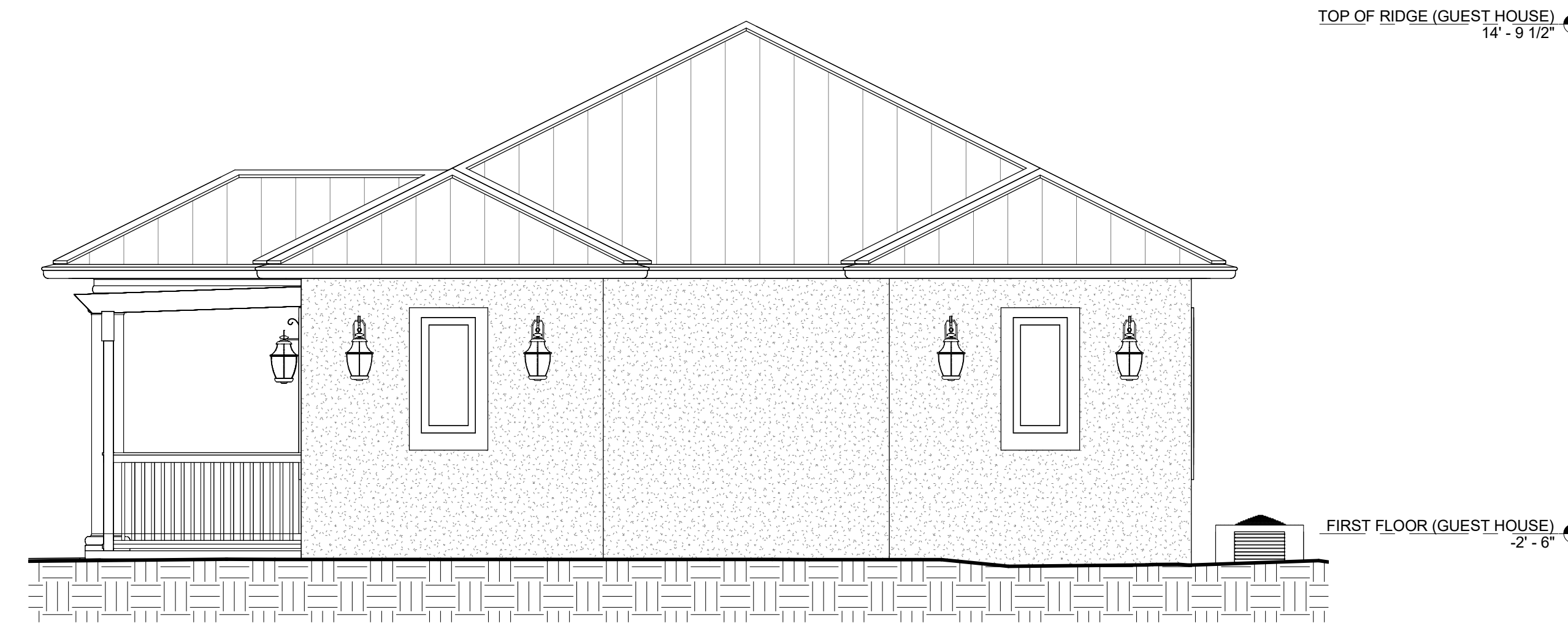
1 FRONT
SCALE: 1/4" = 1'-0"



2 LEFT
SCALE: 1/4" = 1'-0"



3 REAR
SCALE: 1/4" = 1'-0"



4 RIGHT
SCALE: 1/4" = 1'-0"

ARCHITECTURAL AS BUILT
Jupiter, FL 33458

NO.	ISSUES / REVISIONS	DATE	SHEET TITLE
01	100% SUBMISSION	SEE COVER SHEET	

EXTERIOR ELEVATIONS

Designer	PROJECT MANAGER
Designer	PROJECT ARCHITECT
Project Number	PROJECT NUMBER
Author	DRAWN BY
	SHEET NUMBER