


# AS-BUILT DOCUMENTATION

## Berkeley CA 94703



**100% SUBMITTAL**

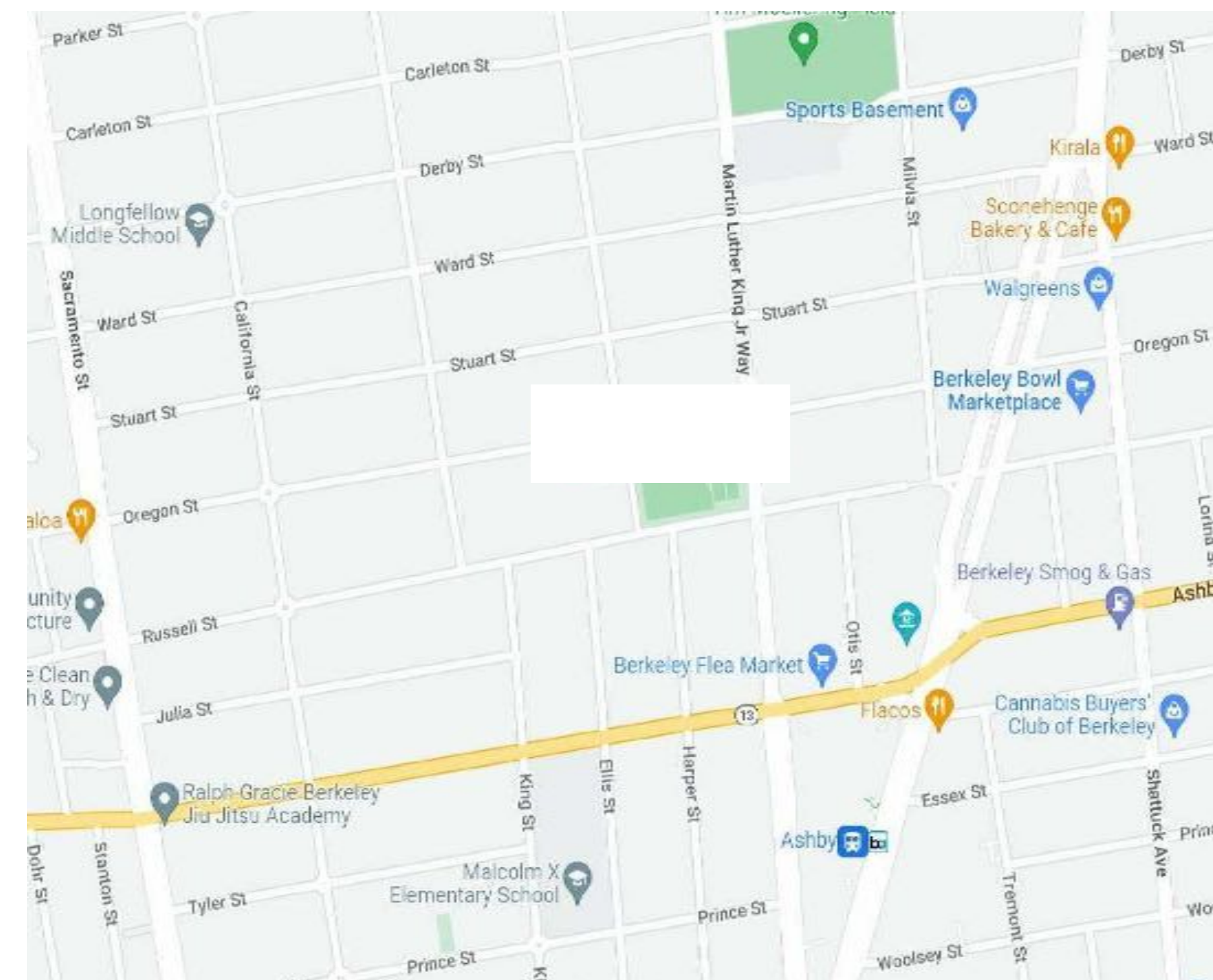
### DRAWING INDEX

- 0C1 COVER
- 0SL SYMBOL LEGEND
- AB-1 FIRST FLOOR
- AB-2 REFLECTED CEILING PLAN
- AB-3 ROOF PLAN
- AB-4 EXTERIOR ELEVATIONS
- AB-5 BUILDING SECTIONS
- AB-6 3D PLAN SECTION
- AB-7 3D ELEVATIONS
- AB-8 3D SECTIONS



© 2022 AEC CONSULTANTS INC

## ARCHITECTURAL AS BUILT Berkeley CA 94703



VICINITY MAP  
N.T.S.


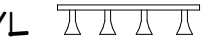
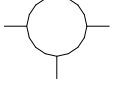
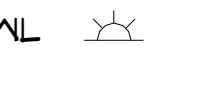
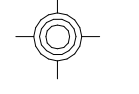

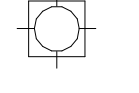
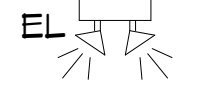

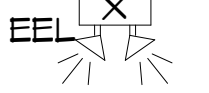


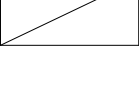
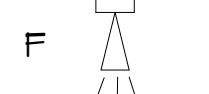
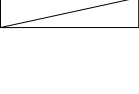
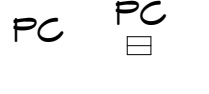
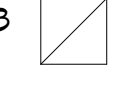


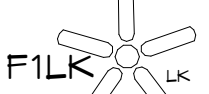

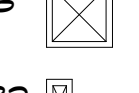

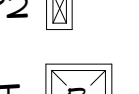
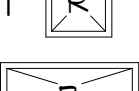
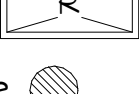
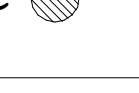
AREA DATA	
GROSS BUILDING AREA	10531 SF

SCOPE OF WORK		
FLOOR PLAN W/ MEP		
REFLECTED CEILING PLAN W/ MEP		
ROOF PLAN		
EXTERIOR ELEVATIONS		
SECTIONS		
01	100% SUBMISSION	SEE COVER SHEET
NO.	ISSUES / REVISIONS	DATE
		SHEET TITLE
<b>COVER</b>		
Designer		PROJECT MANAGER
Designer		PROJECT DIRECTOR
Project Number		PROJECT NUMBER
		SCALE
Author		DRAWN BY
		SHEET NUMBER
<b>0C1</b>		

















# SYMBOLS LEGEND








## RCP

EXH 	EXHAUST VENT	VL 	TRACK LIGHT OR VANITY LIGHT
L1 	CEILING MOUNTED LIGHT FIXTURE	NL 	WALL-MOUNTED LIGHT FIXTURE
L 	CEILING MOUNTED DIRECTIONAL LIGHT	ES 	EMERGENCY EXIT SIGN
RC 	RECESSED CAN LIGHT	EL 	EMERGENCY EXIT LIGHT
EYE 	EYEBALL OR SMALL CAN LIGHT	EEL 	EMERGENCY EXIT LIGHT W/ SIGN
HPL 	PENDANT LIGHT	STAIR 	LIGHTED STAIR SIGN
FL 	INDIVIDUAL FLUOR. LAY-IN FIXTURE 4 BULB	F 	FLOOD LIGHT
FL2 	INDIVIDUAL FLUOR. HANGING FIXTURE 2 BULB	PC 	PHOTO CELL
FL3 	INDIVIDUAL FLUOR. FLUSH MOUNT FIXTURE 4 BULB	F1 	CEILING FAN
C 	CAMERA	FILK 	CEILING FAN W/ LIGHT KIT
M 	MOTION DET.	7-2-6	CEILING HEIGHT AND TRIM 7'-2" ABOVE FLOOR BELOW WITH 6" CROWN MOULDING. NOTE: ALL CEILINGS NOT LABELED ARE PLASTER. CEILINGS SHOWN WITH A GRID ARE LAY IN ACOUSTICAL TILE.
SUP 	SUPPLY VENT	J 	JUNCTION BOX
SUP2 	SUPPLY VENT		
RET 	RETURN VENT		
RET2 	RETURN VENT		
spe 	SPEAKER		







## ELECTRIC

DAT 	DATA OUTLET
TEL 	TELEPHONE JACK
S1 	ELECTRIC SWITCH
TV 	CABLE TELEVISION OUTLET
P1 	DUPLEX RECEPTACLE OUTLET
P3 	SPECIAL PURPOSE CONNECTION OR OUTLET
PQ 	QUADRUPLEX RECEPTACLE OUTLET
PF 	FLOOR DUPLEX RECEPTACLE OUTLET
PNL 	ELECTRIC PANEL
MTR 	ELECTRIC METER
BUT 	BUTTON SWITCH
DISC 	DISCONNECT SWITCH
LG 	GROUND/FLOOR LIGHT
KP 	KEY PAD

## FIRE PROTECTION

FE 	FIRE EXTINGUISHER
FP 	FIRE PULL
AS 	FIRE ALARM (HORN/SRTOBE)
SD 	SMOKE DETECTOR
SS 	SMOKE ALARM SPEAKER
SP 	SPRINKLER HEAD CEILING MOUNT
SPW 	SPRINKLER HEAD WALL MOUNT

## MEP

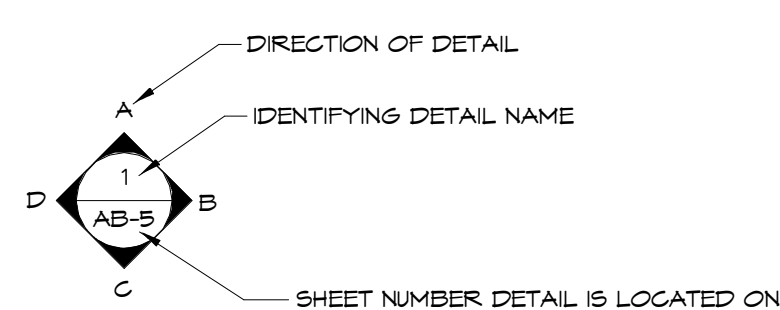
TH 	THERMOSTAT
FD 	FLOOR DRAIN
V 	VALVE
HB 	HOSE BIB
WS 	WATER SUPPLY
HEAT 	SUSPENDED GAS HEATER

## MISC

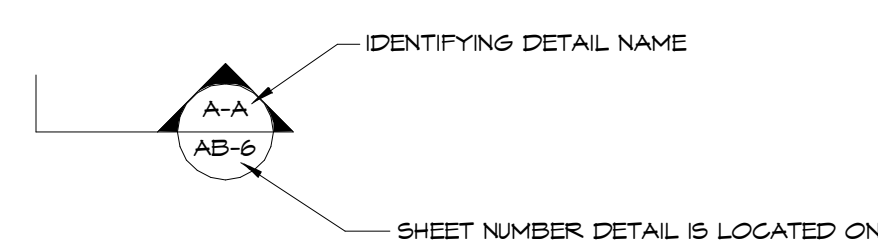
BOLLARD 	BOLLARD
ELEVATION SYMBOL 	11-4-11/16 SPOT ELEVATION

### Note:

Although every attempt has been made to ensure the quality and accuracy of these asbuilt drawings, prior to the commencement of any office or fieldwork these as built drawings must be field verified for any discrepancies. Asbuilt Professionals must be notified within 30 days of the date of delivery in writing as to any discrepancies. The discovery of any discrepancies after 30 days or after the commencement of any office or fieldwork is the full responsibility of the client to remedy.

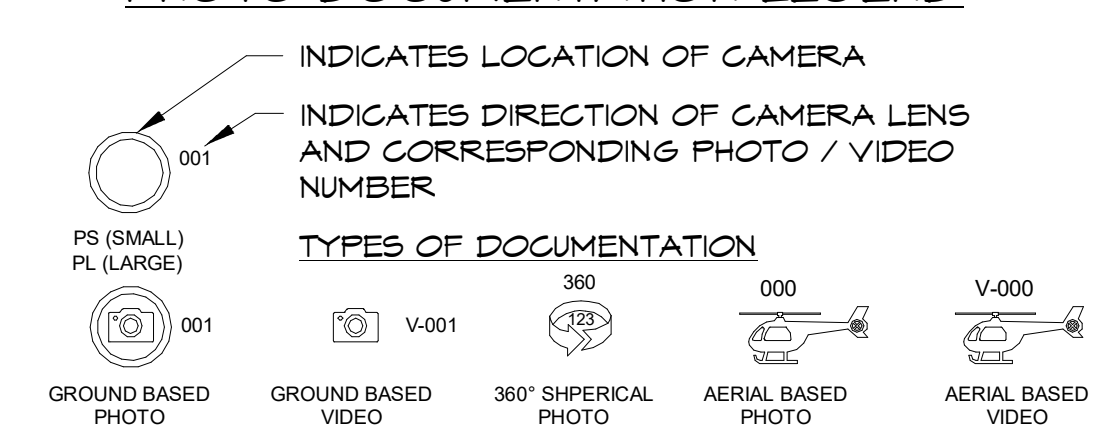


## INTERIOR ELEVATIONS



## BUILDING SECTION

### PHOTO DOCUMENTATION LEGEND



**ARCHITECTURAL AS BUILT**  
**Berkeley CA 94703**

### SCOPE OF WORK

FLOOR PLAN W/ MEP
REFLECTED CEILING PLAN W/ MEP
ROOF PLAN
EXTERIOR ELEVATIONS
SECTIONS

01	100% SUBMISSION	SEE COVER SHEET
NO.	ISSUES / REVISIONS	DATE

### SYMBOL LEGEND

Designer	PROJECT MANAGER
Designer	PROJECT DIRECTOR
Project Number	PROJECT NUMBER
Author	DRAWN BY
	SHEET NUMBER

**OSL**

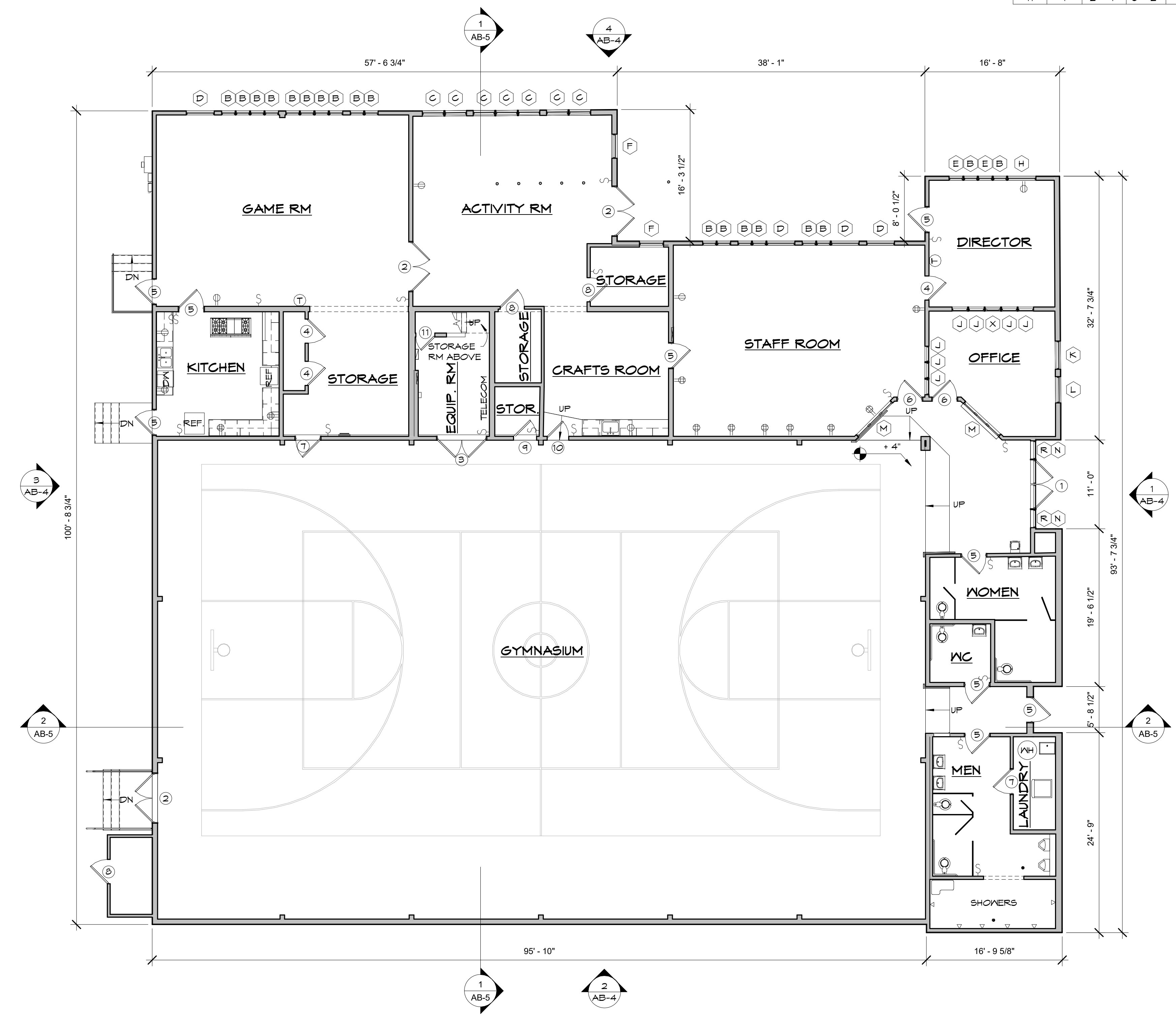


844.272.8458  
844 AS BUILT

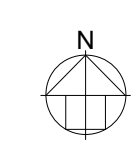
© 2022 AEC CONSULTANTS INC

DOOR SCHEDULE				
Type	Count	Width	Height	Comments
1	1	6'-0"	7'-0"	
2	3	6'-0"	7'-0"	
3	1	6'-0"	6'-8"	
4	3	3'-0"	7'-0"	
5	4	3'-0"	7'-0"	
6	2	3'-0"	7'-0"	
7	2	3'-0"	6'-8"	
8	3	3'-0"	6'-8"	
4	1	2'-10"	6'-8"	
10	1	2'-8"	6'-4"	
11	1	2'-4"	6'-2"	

WINDOW SCHEDULE				
Type	Count	Width	Height	Operation
A1	16	3'-6"	2'-10"	HOPPER
A3	1	2'-8"	1'-8"	HOPPER
A4	12	3'-5 1/2"	1'-8"	HOPPER
A5	3	3'-6"	1'-8"	HOPPER
A6	2	3'-0"	2'-4"	HOPPER
A7	2	3'-8"	2'-4"	HOPPER
A8	8	3'-6"	2'-0"	HOPPER
A9	4	4'-6"	2'-0"	HOPPER
A10	3	3'-6"	2'-0"	HOPPER
B	18	1'-8"	6'-0"	FIXED
C	7	2'-8"	5'-10"	FIXED
D	4	3'-5 1/2"	6'-0"	FIXED
E	2	1'-8 1/2"	6'-0"	FIXED
F	2	3'-0"	4'-8"	FIXED
G	6	2'-8"	1'-8"	FIXED
H	1	3'-6"	6'-0"	FIXED
J	7	1'-11"	3'-6"	FIXED
K	1	3'-6"	4'-1"	FIXED
L	1	3'-3"	4'-1"	FIXED
M	2	6'-0"	3'-6"	SLIDING
N	4	2'-3"	3'-8"	FIXED
P	2	2'-11 1/4"	3'-8"	FIXED
Q	12	3'-6"	2'-10"	FIXED
R	2	2'-3"	2'-4"	FIXED
S	1	1'-8"	2'-10"	FIXED
T	1	5'-2"	2'-8"	FIXED
V	4	4'-0"	6'-0"	SKYLIGHT
W	2	2'-8"	2'-8"	SKYLIGHT
X	1	1'-11"	3'-6"	SINGLE HUNG
Y	32	3'-8"	3'-0"	FIXED



**1** FIRST FLOOR  
1/8" = 1'-0"



**ARCHITECTURAL AS BUILT**  
**Berkeley CA 94703**

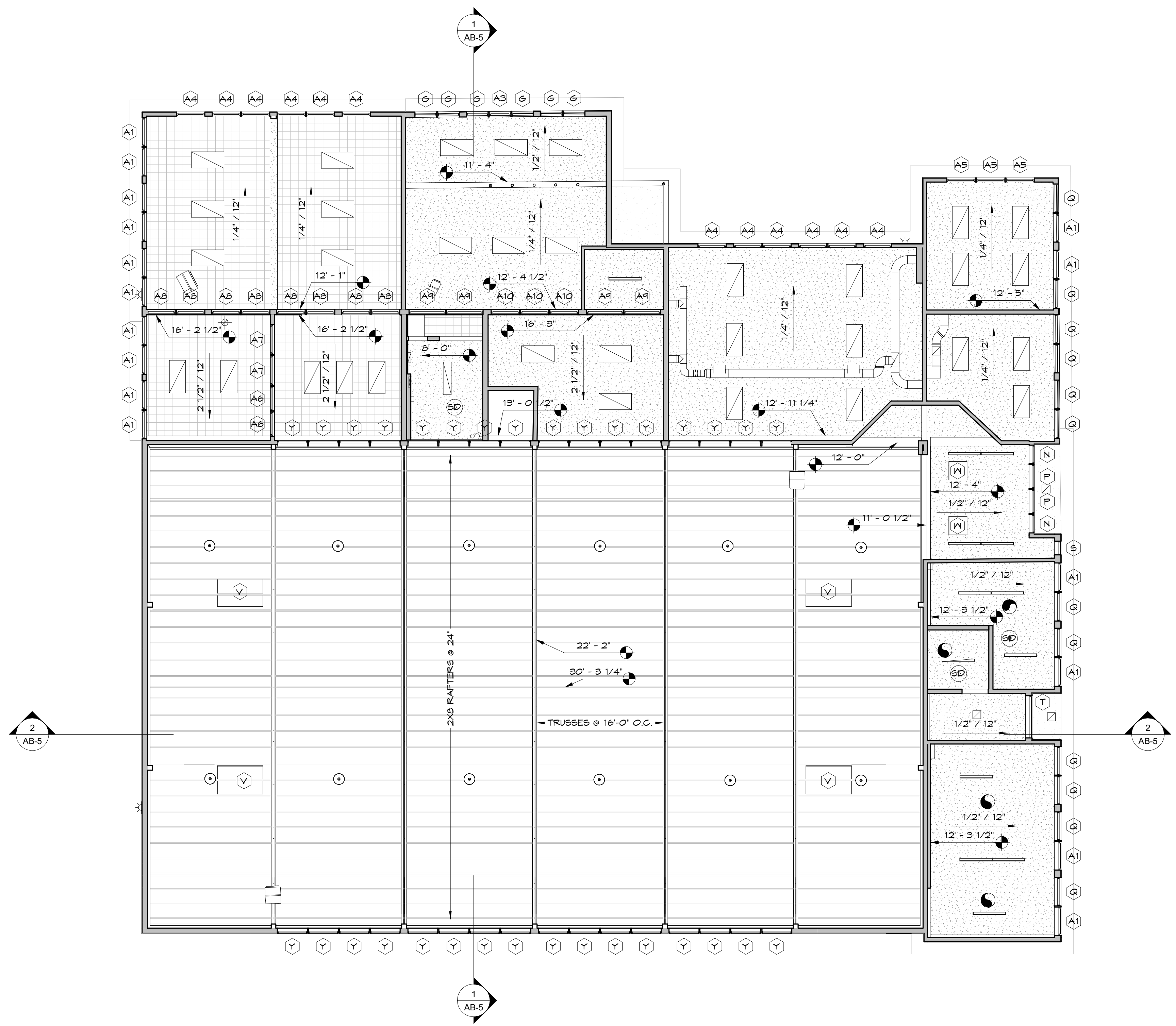
SCOPE OF WORK		
FLOOR PLAN W/ MEP		
REFLECTED CEILING PLAN W/ MEP		
ROOF PLAN		
EXTERIOR ELEVATIONS		
SECTIONS		
01	100% SUBMISSION	SEE COVER SHEET
NO.	ISSUES / REVISIONS	DATE
		SHEET TITLE

FIRST FLOOR	
Designer	PROJECT MANAGER
Designer	PROJECT DIRECTOR
Project Number	PROJECT NUMBER
	SCALE
Author	DRAWN BY
	SHEET NUMBER

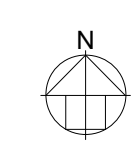
**AB-1**



**ARCHITECTURAL AS BUILT**  
**Berkeley CA 94703**



**1** FIRST FLOOR  
1/8" = 1'-0"



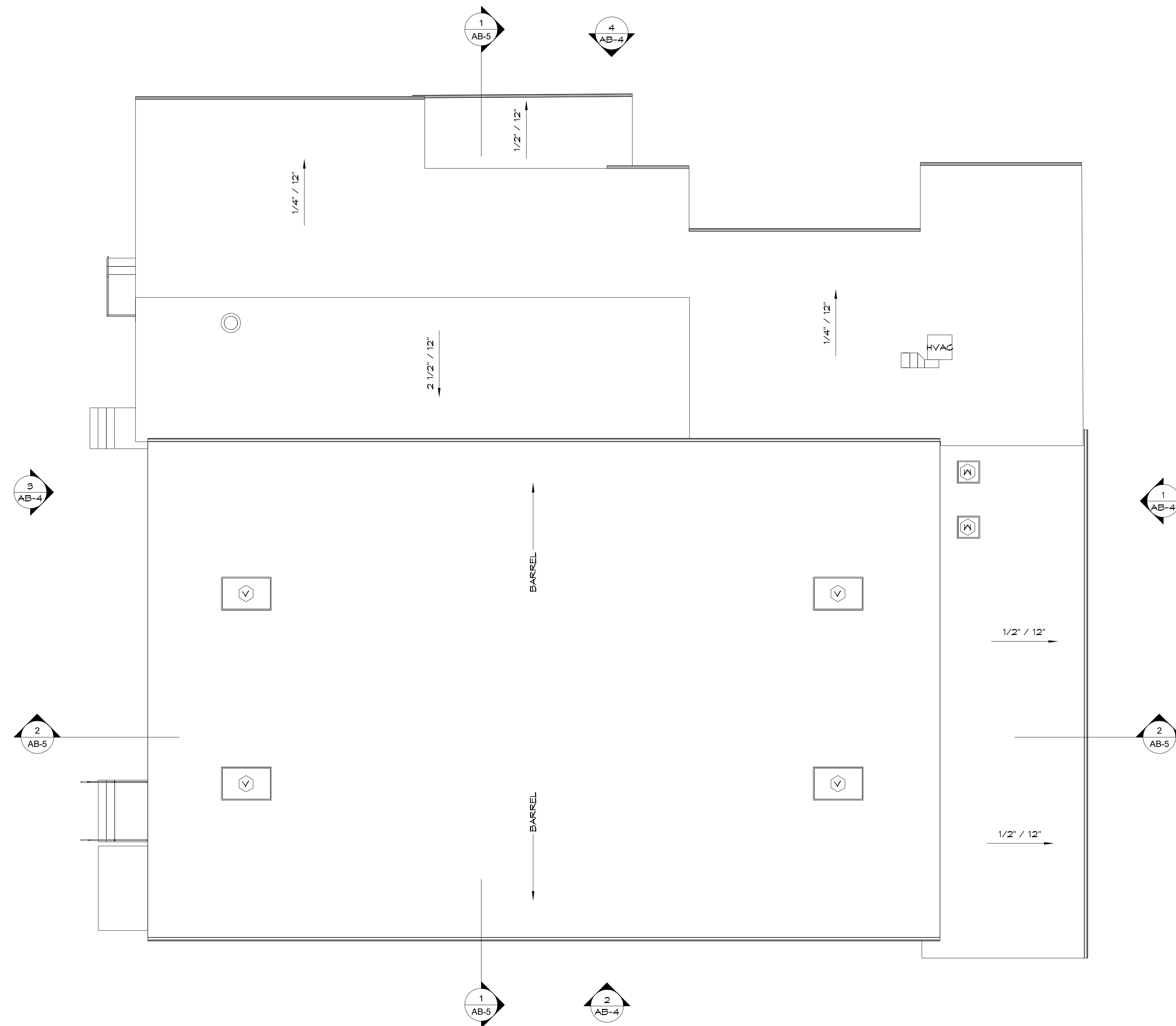
SCOPE OF WORK		
FLOOR PLAN W/ MEP		
REFLECTED CEILING PLAN W/ MEP		
ROOF PLAN		
EXTERIOR ELEVATIONS		
SECTIONS		
01	100% SUBMISSION	SEE COVER SHEET
NO.	ISSUES / REVISIONS	DATE
		SHEET TITLE

**REFLECTED CEILING PLAN**

Designer	PROJECT MANAGER
Designer	PROJECT DIRECTOR
Project Number	PROJECT NUMBER
	SCALE
Author	DRAWN BY
	SHEET NUMBER

**AB-2**

**ARCHITECTURAL AS BUILT**  
**Berkeley CA 94703**



**1 ROOF PLAN**  
1/8" = 1'-0"



**SCOPE OF WORK**

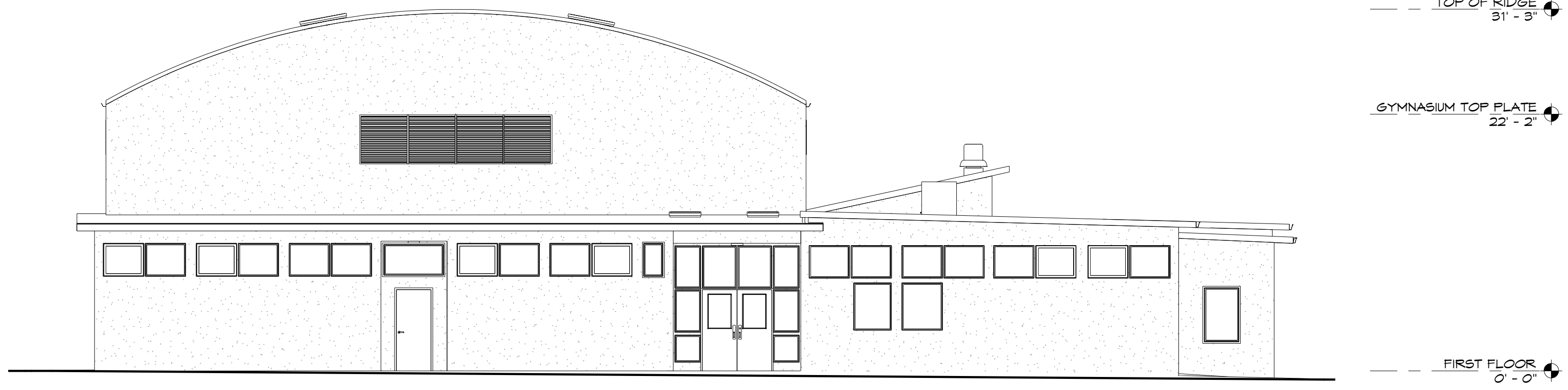
- FLOOR PLAN W/ MEP
- REFLECTED CEILING PLAN W/ MEP
- ROOF PLAN
- EXTERIOR ELEVATIONS
- SECTIONS

NO.	ISSUES / REVISIONS	DATE
01	100% SUBMISSION	SEE COVER SHEET

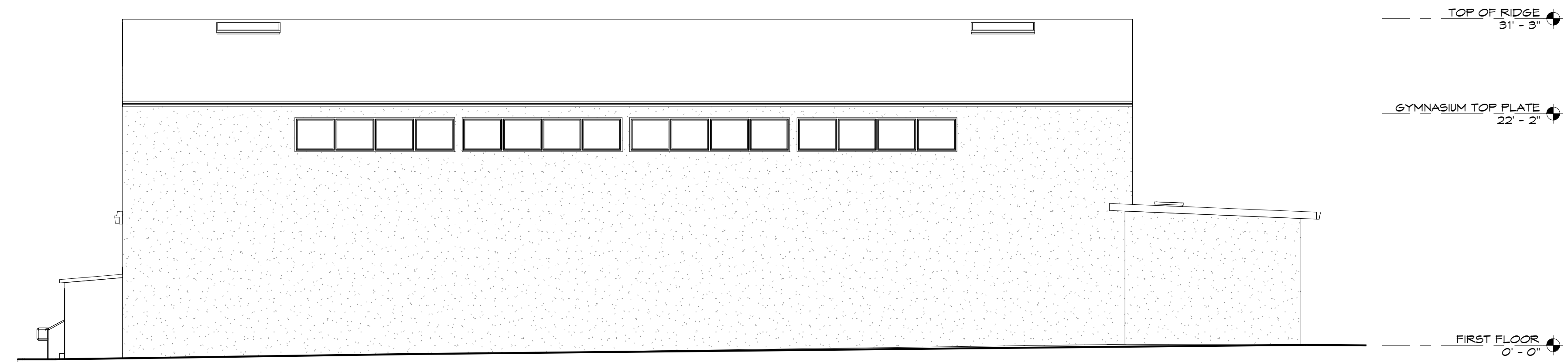
**ROOF PLAN**

Designer	PROJECT MANAGER
Designer	PROJECT DIRECTOR
Project Number	PROJECT NUMBER
Author	DRAWN BY
	SHEET NUMBER

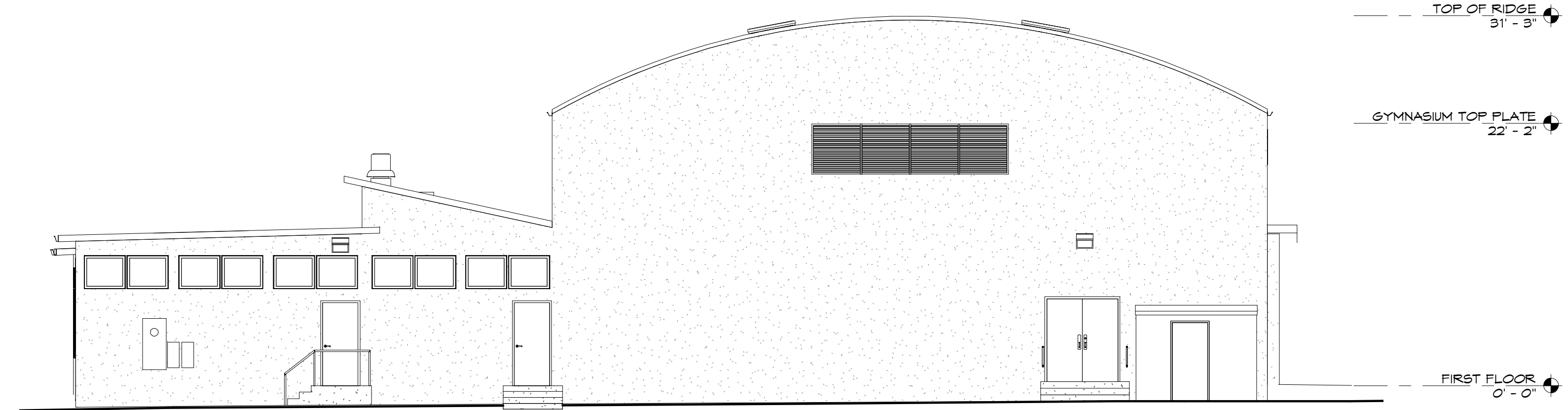
**AB-3**



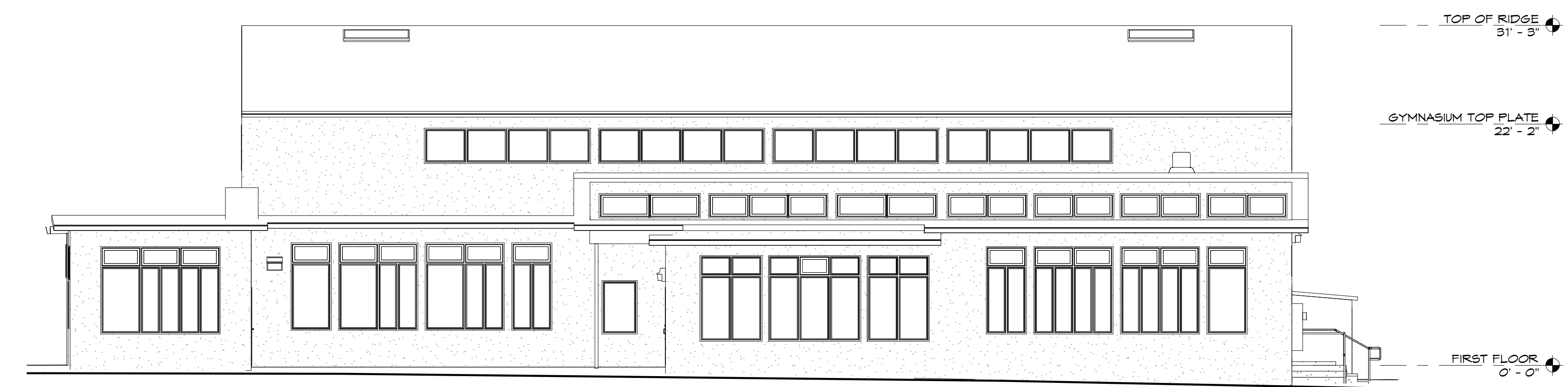
1 EAST  
1/8" = 1'-0"



2 SOUTH  
1/8" = 1'-0"



3 WEST  
1/8" = 1'-0"



4 NORTH  
1/8" = 1'-0"

**AS BUILT**  
PROFESSIONALS  
www.asbuiltprofessionals.com  
A DIVISION OF:  
**AEC**  
CONSULTANTS INC  
844.272.8458  
844 ASBUILT  
© 2022 AEC CONSULTANTS INC

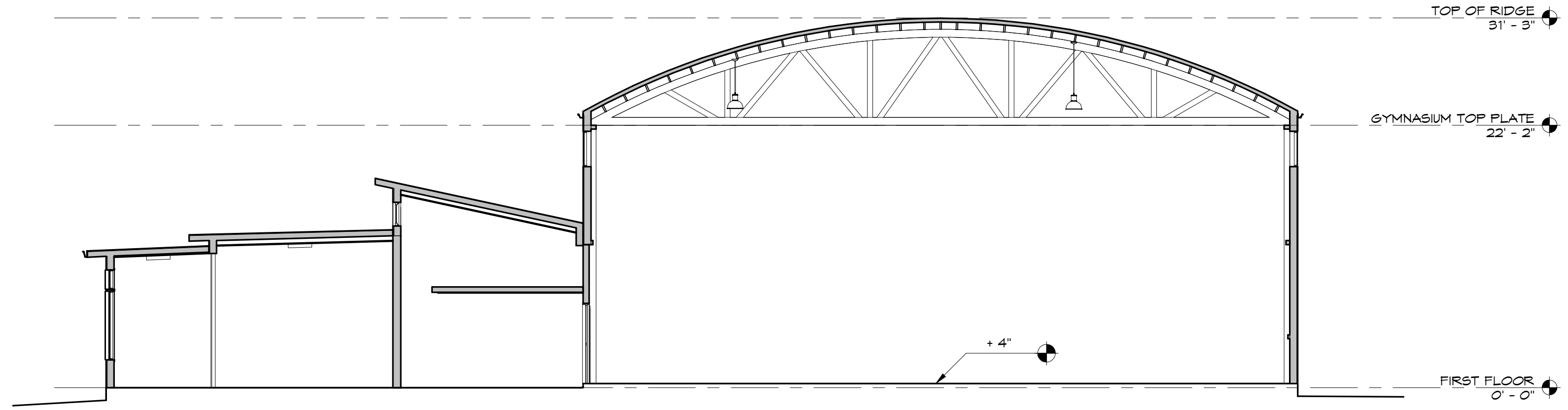
**ARCHITECTURAL AS BUILT**  
**Berkeley CA 94703**

SCOPE OF WORK		
FLOOR PLAN W/ MEP		
REFLECTED CEILING PLAN W/ MEP		
ROOF PLAN		
EXTERIOR ELEVATIONS		
SECTIONS		
01 100% SUBMISSION		SEE COVER SHEET
NO. ISSUES / REVISIONS		DATE
		SHEET TITLE

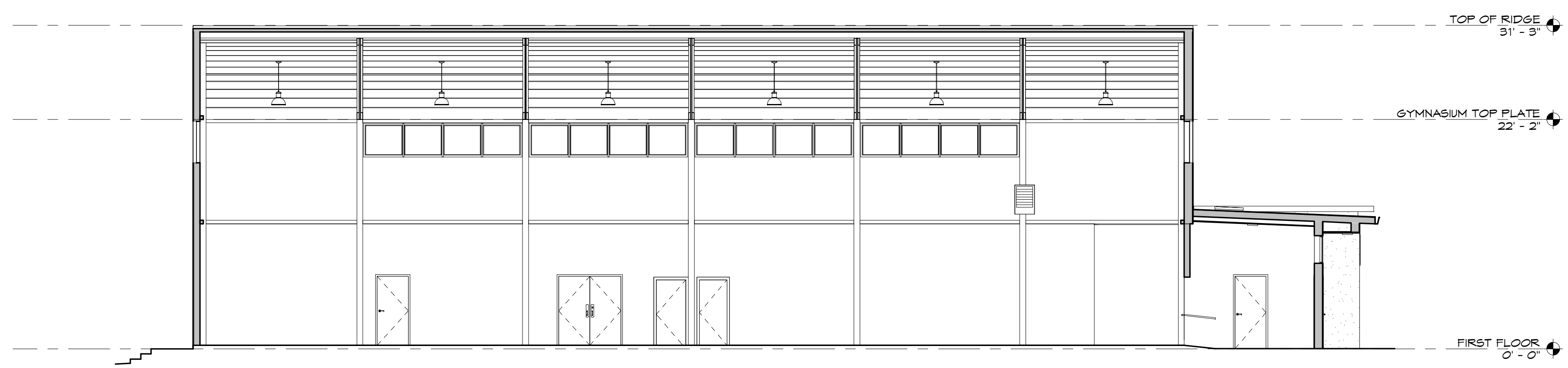
**EXTERIOR ELEVATIONS**

Designer	PROJECT MANAGER
Designer	PROJECT DIRECTOR
Project Number	PROJECT NUMBER
	SCALE
Author	DRAWN BY
	SHEET NUMBER

**AB-4**



**1 BUILDING SECTION**  
 1/8" = 1'-0"



**2 LONGITUDINAL BUILDING SECTION**  
 1/8" = 1'-0"

**ARCHITECTURAL AS BUILT**  
**Berkeley CA 94703**

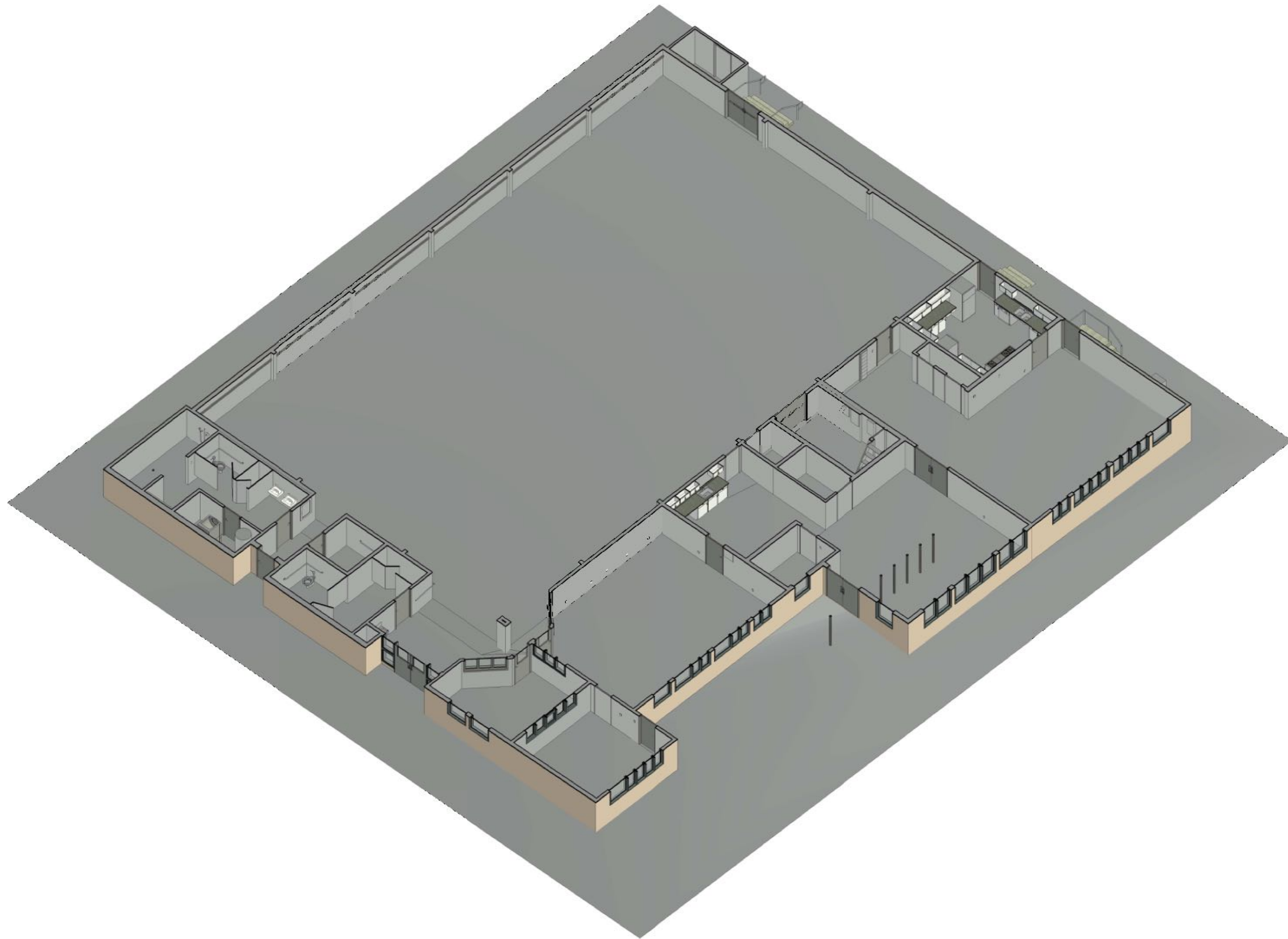
SCOPE OF WORK		
FLOOR PLAN w/ MEP		
REFLECTED CEILING PLAN w/ MEP		
ROOF PLAN		
EXTERIOR ELEVATIONS		
SECTIONS		
01	100% SUBMISSION	SEE COVER SHEET
NO.	ISSUES / REVISIONS	DATE
		SHEET TITLE

**BUILDING SECTIONS**

Designer	PROJECT MANAGER
Designer	PROJECT DIRECTOR
Project Number	PROJECT NUMBER
	SCALE
Author	DRAWN BY
	SHEET NUMBER

**AB-5**






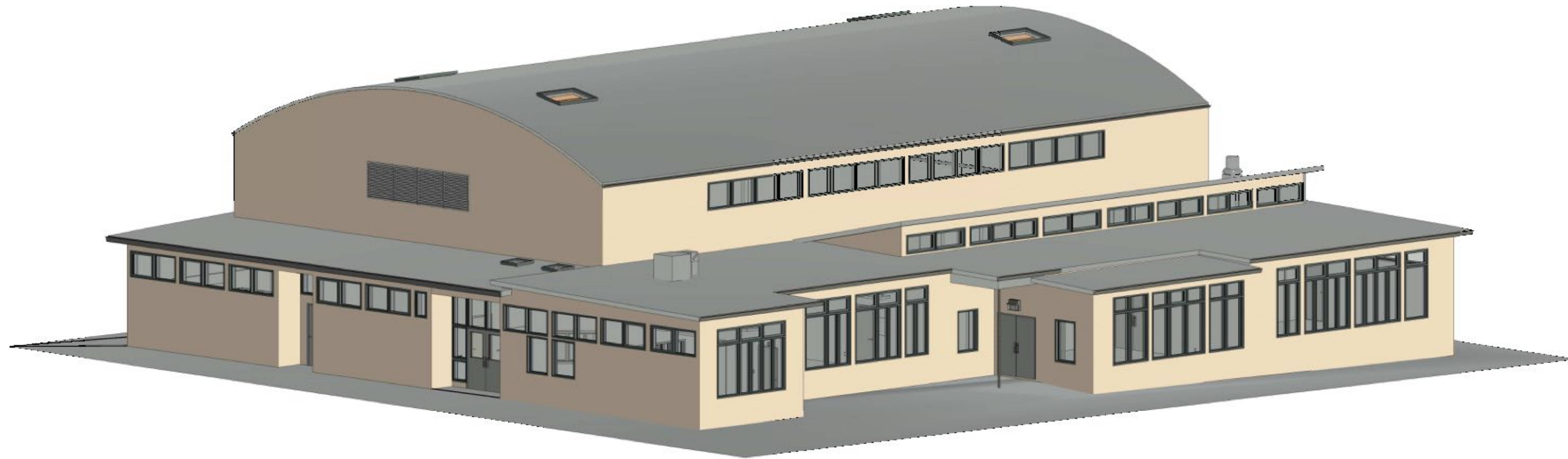
**ARCHITECTURAL AS BUILT**  
**Berkeley CA 94703**

SCOPE OF WORK		
FLOOR PLAN W/ MEP		
REFLECTED CEILING PLAN W/ MEP		
ROOF PLAN		
EXTERIOR ELEVATIONS		
SECTIONS		
01	100% SUBMISSION	SEE COVER SHEET
NO.	ISSUES / REVISIONS	DATE
		SHEET TITLE

<b>3D PLAN SECTION</b>		
Designer		PROJECT MANAGER
Designer		PROJECT DIRECTOR
Project Number		PROJECT NUMBER
		SCALE
Author		DRAWN BY
		SHEET NUMBER

**AB-6**





**ARCHITECTURAL AS BUILT**

**Berkeley CA 94703**


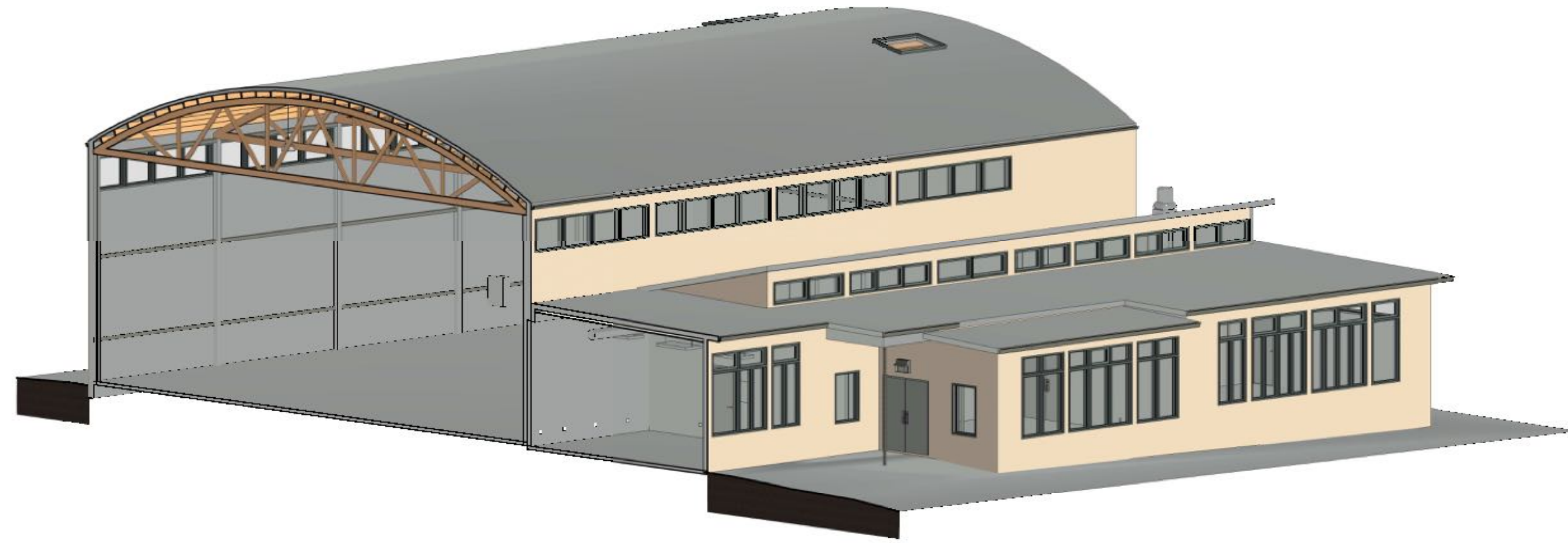
SCOPE OF WORK		
FLOOR PLAN W/ MEP		
REFLECTED CEILING PLAN W/ MEP		
ROOF PLAN		
EXTERIOR ELEVATIONS		
SECTIONS		
01	100% SUBMISSION	SEE COVER SHEET
NO.	ISSUES / REVISIONS	DATE
		SHEET TITLE

**3D ELEVATIONS**

Designer	PROJECT MANAGER
Designer	PROJECT DIRECTOR
Project Number	PROJECT NUMBER
	SCALE
Author	DRAWN BY
	SHEET NUMBER

**AB-7**





**ARCHITECTURAL AS BUILT**

**Berkeley CA 94703**

**SCOPE OF WORK**

FLOOR PLAN W/ MEP	
REFLECTED CEILING PLAN W/ MEP	
ROOF PLAN	
EXTERIOR ELEVATIONS	
SECTIONS	

01	100% SUBMISSION	SEE COVER SHEET
NO.	ISSUES / REVISIONS	DATE

**3D SECTIONS**

Designer	PROJECT MANAGER
Designer	PROJECT DIRECTOR
Project Number	PROJECT NUMBER
Author	DRAWN BY
	SHEET NUMBER

**AB-8**