

# AS-BUILT DOCUMENTATION

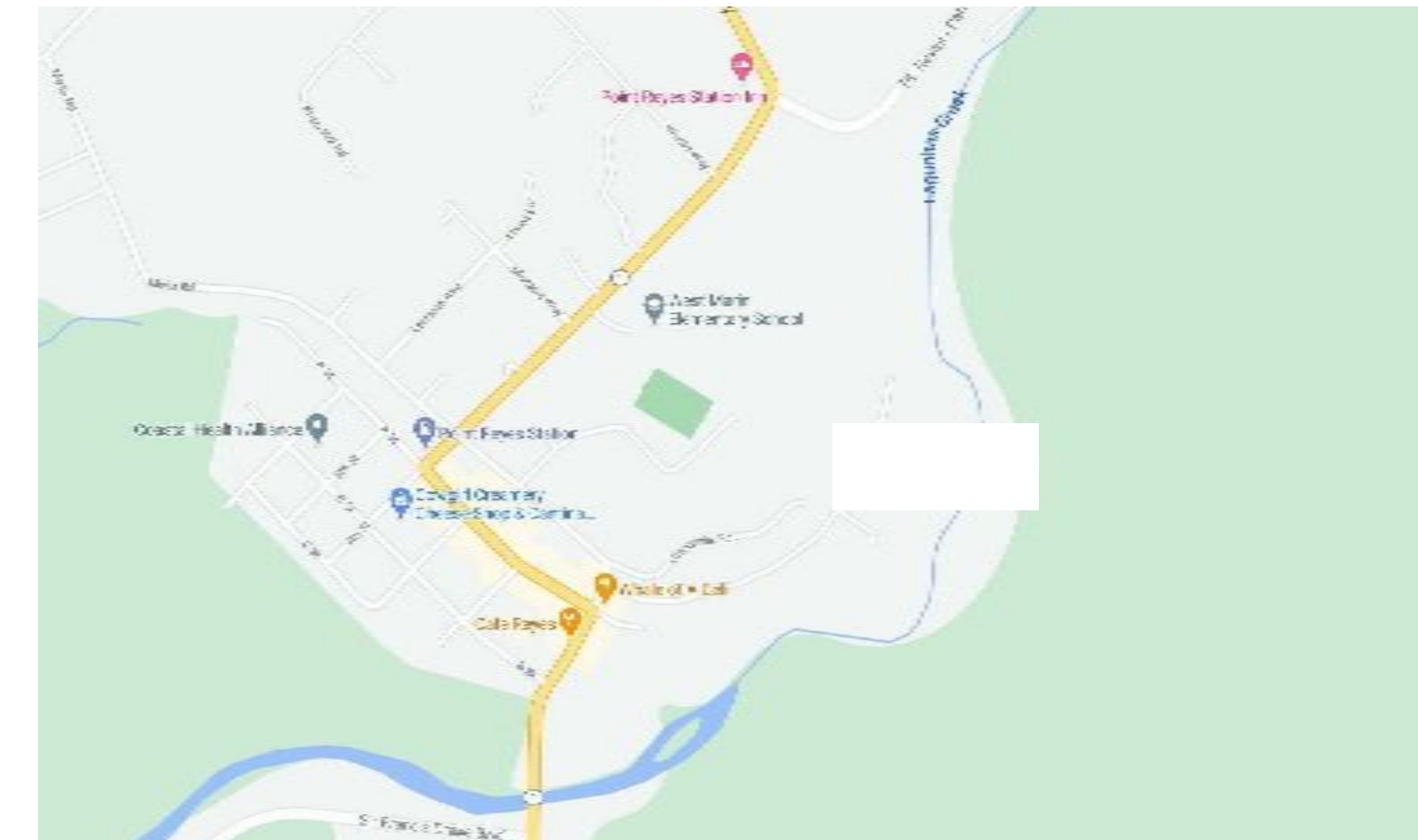
## Point Reyes Station, CA



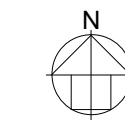
**100% SUBMITTAL**

### DRAWING INDEX

- 0C1 COVER
- 0SL SYMBOL LEGEND
- AB-1 FIRST FLOOR
- AB-2 SECOND FLOOR
- AB-3 1ST FLR REFLECTED CEILING PLAN
- AB-4 2ND FLR REFLECTED CEILING PLAN
- AB-5 ROOF PLAN
- AB-6 EXTERIOR ELEVATIONS
- AB-7 BUILDING SECTION
- AB-8 INTERIOR ELEVATIONS
- AB-9 3D FIRST FLOOR SECTION
- AB-10 3D SECOND FLOOR SECTION
- AB-11 3D ELEVATIONS
- AB-12 3D SECTIONS



VICINITY MAP  
N.T.S.



AREA DATA	
FIRST FLOOR	2485 SF
SECOND FLOOR	2532 SF
Grand total	5018 SF



**ARCHITECTURAL AS BUILT**

**Point Reyes Station, CA**

NO.	ISSUES / REVISIONS	DATE	SHEET TITLE
01	100% SUBMISSION		SEE COVER SHEET

**COVER**



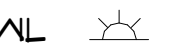
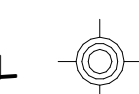
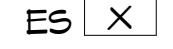
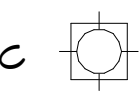

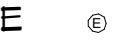


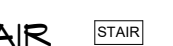
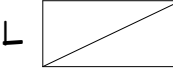
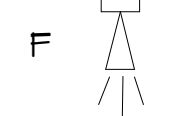
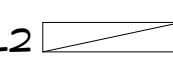


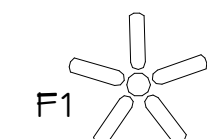









Designer	PROJECT MANAGER
Designer	PROJECT DIRECTOR
Project Number	PROJECT NUMBER
Author	DRAWN BY
	SHEET NUMBER

**0C1**



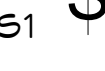

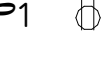
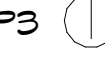


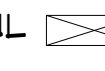
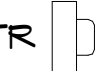

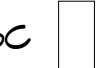

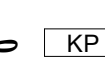


# SYMBOLS LEGEND





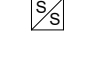
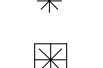

## RCP

EXH 	EXHAUST VENT	VL 	TRACK LIGHT OR VANITY LIGHT
L1 	CEILING MOUNTED LIGHT FIXTURE	WL 	WALL-MOUNTED LIGHT FIXTURE
L 	CEILING MOUNTED DIRECTIONAL LIGHT	ES 	EMERGENCY EXIT SIGN
RC 	RECESSED CAN LIGHT	EL 	EMERGENCY EXIT LIGHT
EYE 	EYEBALL OR SMALL CAN LIGHT	EEL 	EMERGENCY EXIT LIGHT W/ SIGN
HPL 	PENDANT LIGHT	STAIR 	LIGHTED STAIR SIGN
FL 	INDIVIDUAL FLUOR. LAY-IN FIXTURE 4 BULB	F 	FLOOD LIGHT
FL2 	INDIVIDUAL FLUOR. HANGING FIXTURE 2 BULB	PC 	PHOTO CELL
FL3 	INDIVIDUAL FLUOR. FLUSH MOUNT FIXTURE 4 BULB	F1 	CEILING FAN
C 	CAMERA	FILK 	CEILING FAN W/ LIGHT KIT
M 	MOTION DET.	7-2-6	CEILING HEIGHT AND TRIM 7'-2" ABOVE FLOOR BELOW WITH 6" CROWN MOULDING. NOTE: ALL CEILINGS NOT LABELED ARE PLASTER. CEILINGS SHOWN WITH A GRID ARE LAY IN ACOUSTICAL TILE..
SUP 	SUPPLY VENT	J 	JUNCTION BOX
SUP2 	SUPPLY VENT		
RET 	RETURN VENT		
RET2 	RETURN VENT		
spe 	SPEAKER		







## ELECTRIC

DAT 	DATA OUTLET
TEL 	TELEPHONE JACK
S1 	ELECTRIC SWITCH
TV 	CABLE TELEVISION OUTLET
P1 	DUPLEX RECEPTACLE OUTLET
P3 	SPECIAL PURPOSE CONNECTION OR OUTLET
PQ 	QUADRUPLX RECEPTACLE OUTLET
PF 	FLOOR DUPLEX RECEPTACLE OUTLET
PNL 	ELECTRIC PANEL
MTR 	ELECTRIC METER
BUT 	BUTTON SWITCH
DISC 	DISCONNECT SWITCH
LG 	GROUND/FLOOR LIGHT
KP 	KEY PAD

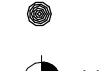

## FIRE PROTECTION

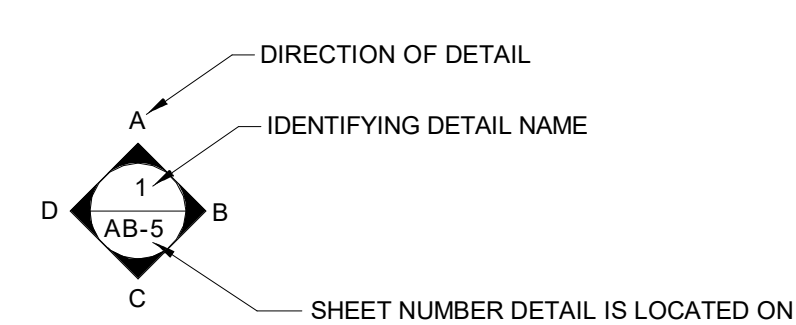
FE 	FIRE EXTINGUISHER
FP 	FIRE PULL
AS 	FIRE ALARM (HORN/SRTOBE)
SD 	SMOKE DETECTOR
SS 	SMOKE ALARM SPEAKER
SP 	SPRINKLER HEAD CEILING MOUNT
SPW 	SPRINKLER HEAD WALL MOUNT

## MEP

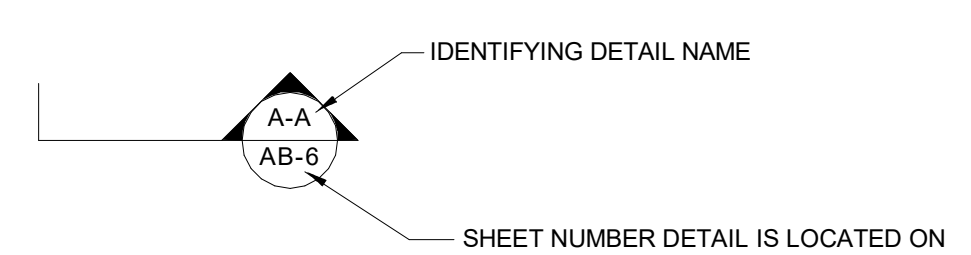
TH 	THERMOSTAT
FD 	FLOOR DRAIN
V 	VALVE
HB 	HOSE BIB
WS 	WATER SUPPLY
HEAT 	SUSPENDED GAS HEATER

## MISC

BOLLARD 	BOLLARD
ELEVATION SYMBOL 	11-4-11/16 SPOT ELEVATION



## INTERIOR ELEVATIONS








## BUILDING SECTION

### PHOTO DOCUMENTATION LEGEND

INDICATES LOCATION OF CAMERA  
 INDICATES DIRECTION OF CAMERA LENS AND CORRESPONDING PHOTO / VIDEO NUMBER

PS (SMALL)  
 PL (LARGE)

TYPES OF DOCUMENTATION

	GROUND BASED PHOTO		GROUND BASED VIDEO		360° SPHERICAL PHOTO		AERIAL BASED PHOTO		AERIAL BASED VIDEO
---	--------------------	---	--------------------	---	----------------------	---	--------------------	---	--------------------

**ARCHITECTURAL AS BUILT**

**Point Reyes Station, CA**

01	100% SUBMISSION	SEE COVER SHEET
NO.	ISSUES / REVISIONS	DATE

## SYMBOL LEGEND

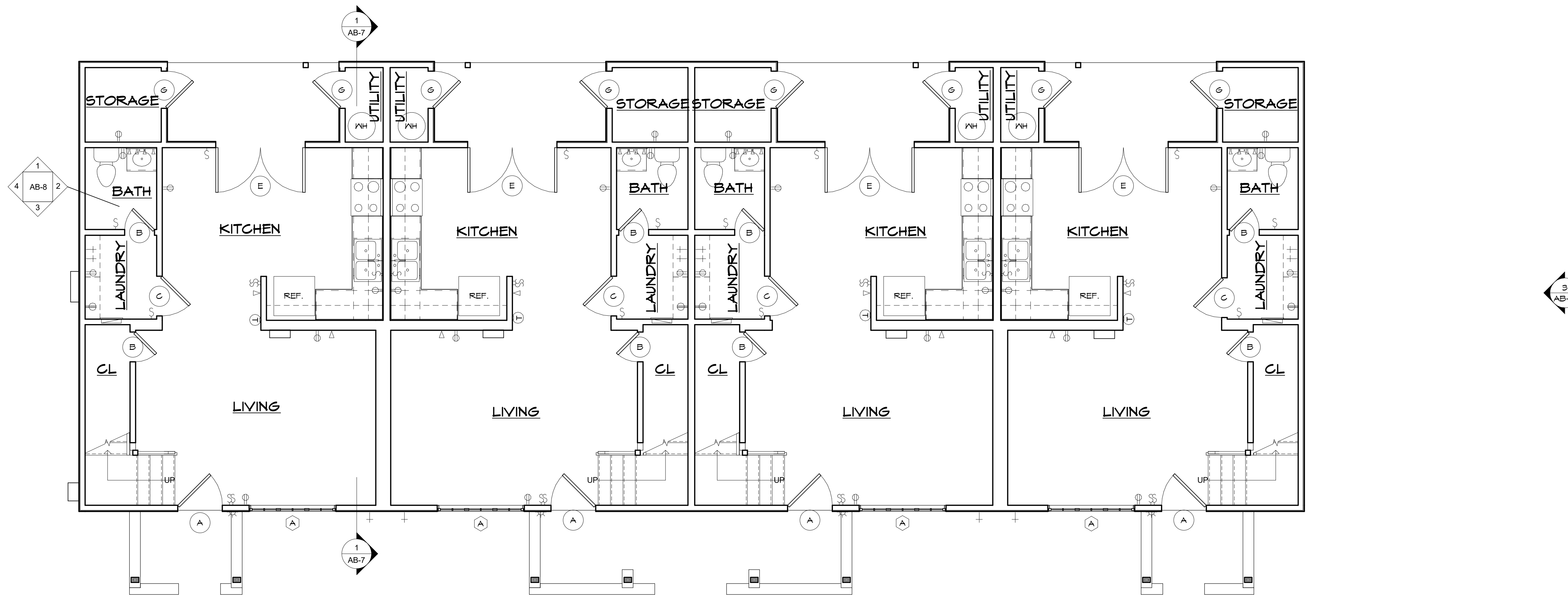
Designer	PROJECT MANAGER
Designer	PROJECT DIRECTOR
Project Number	PROJECT NUMBER
Author	DRAWN BY
	SHEET NUMBER

**OSL**

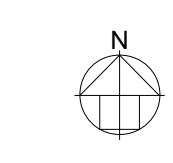
Room	Floor Finish	Wainscot	Wall Finish	Ceiling Finish
BATH	TILE		G&B	G&B
BEDROOM	CPT		G&B	G&B
CL	CPT		G&B	G&B
HALL	CPT		G&B	G&B
KITCHEN	HDWD		G&B	G&B
LAUNDRY	TILE		G&B	G&B
LIVING	HDWD		G&B	G&B
STORAGE	CONC.		G&B	G&B
UTILITY	CONC.		G&B	G&B

Type	Count	Width	Height	Comments
A	4	3' - 0"	6' - 0"	
B	8	2' - 0"	6' - 0"	
C	4	2' - 8"	6' - 0"	
E	4	6' - 0"	6' - 0"	
G	20	2' - 6"	6' - 0"	
H	4	5' - 0"	7' - 11"	
J	4	6' - 6"	7' - 11"	
K	4	8' - 7"	7' - 11"	
L	4	1' - 6"	6' - 0"	

Mark	Count	Width	Height	Operation
A	8	5' - 10"	3' - 10"	SLIDING
B	8	4' - 0"	4' - 0"	SLIDING



1 FIRST FLOOR  
1/4" = 1'-0"



**ARCHITECTURAL AS BUILT**  
**Point Reyes Station, CA**

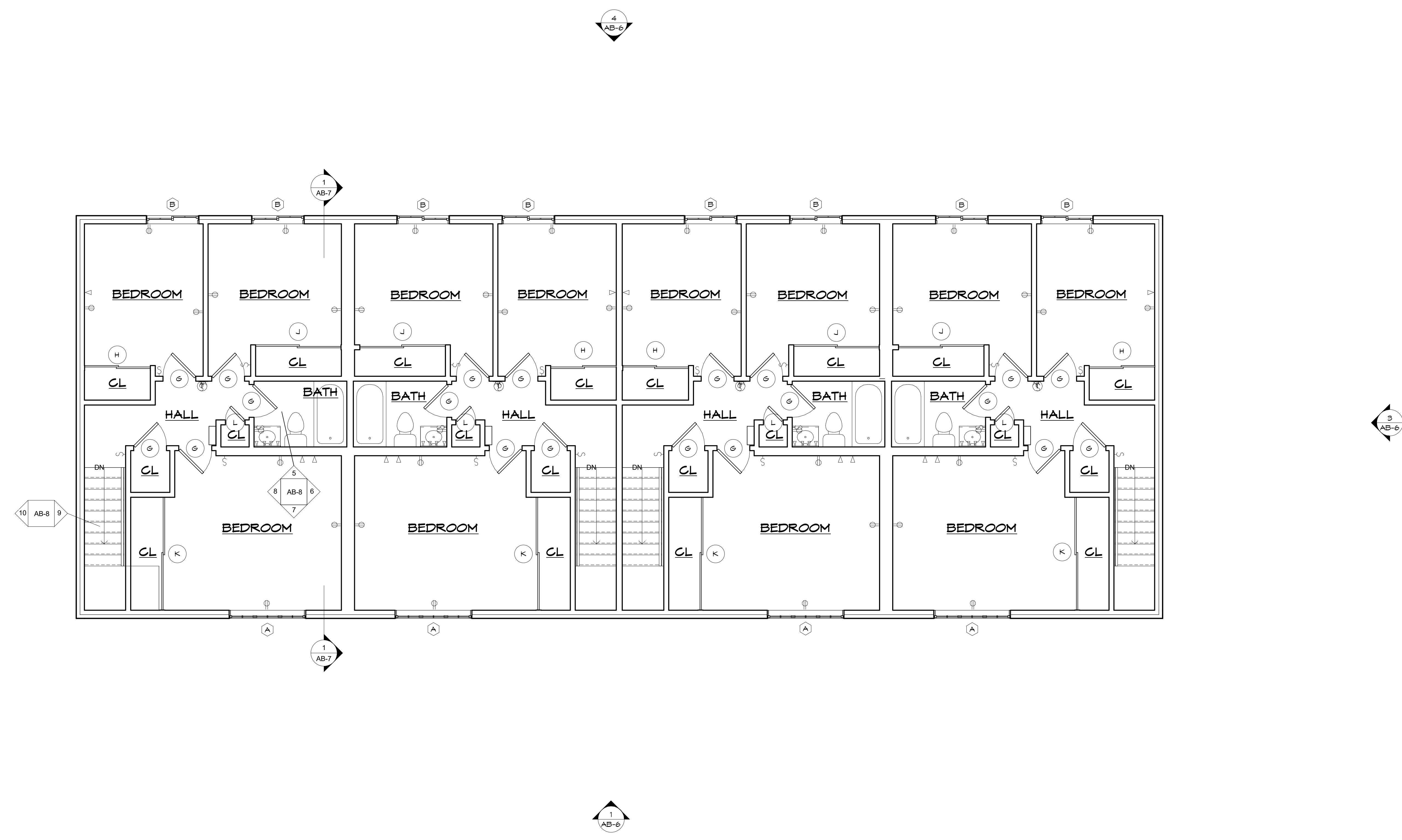
01	100% SUBMISSION	SEE COVER SHEET
NO.	ISSUES / REVISIONS	DATE
SHEET TITLE		

**FIRST FLOOR**

Designer	PROJECT MANAGER
Designer	PROJECT DIRECTOR
Project Number	PROJECT NUMBER
Author	DRAWN BY
	SHEET NUMBER

**AB-1**

**ARCHITECTURAL AS BUILT**  
**Point Reyes Station, CA**



**1 SECOND FLOOR**  
 1/4" = 1'-0"

01	100% SUBMISSION	SEE COVER SHEET
NO.	ISSUES / REVISIONS	DATE

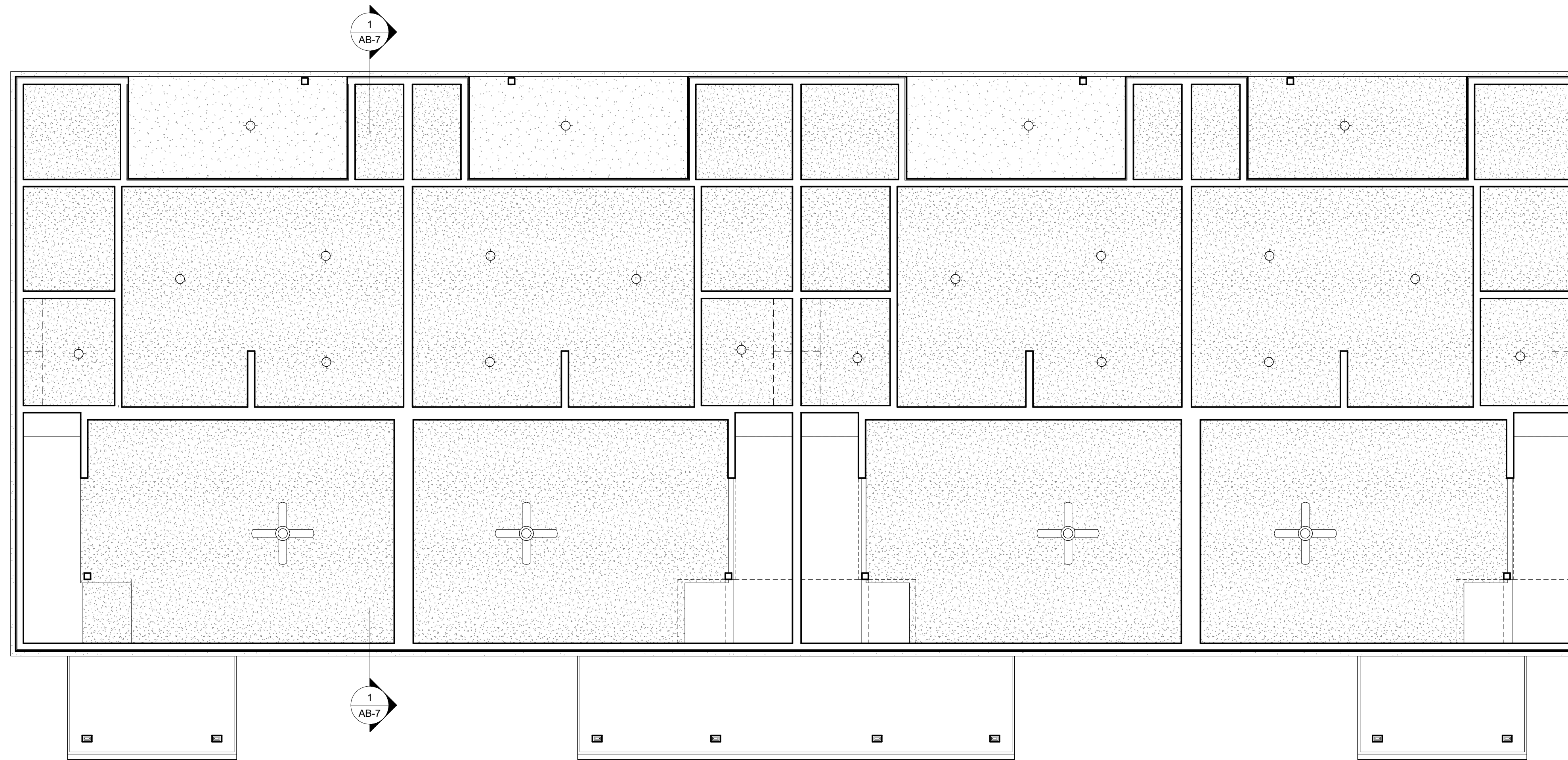
**SECOND FLOOR**

Designer	PROJECT MANAGER
Designer	PROJECT DIRECTOR
Project Number	PROJECT NUMBER
Author	DRAWN BY
	SHEET NUMBER

**AB-2**



**ARCHITECTURAL AS BUILT**  
**Point Reyes Station, CA**



**1 FIRST FLOOR**  
 1/4" = 1'-0"



NO.	ISSUES / REVISIONS	DATE
01	100% SUBMISSION	SEE COVER SHEET

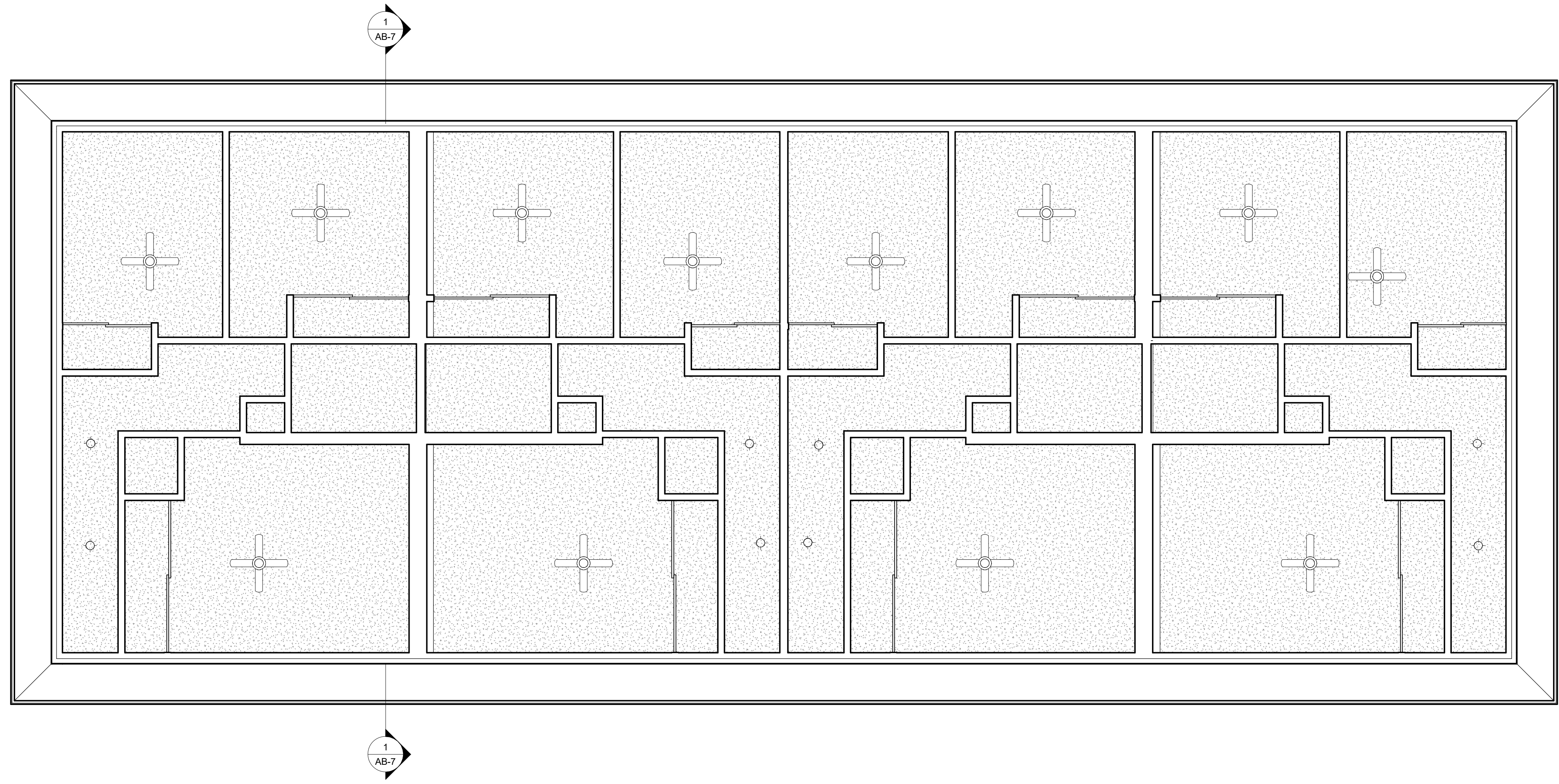
**1ST FLR REFLECTED  
 CEILING PLAN**

Designer	PROJECT MANAGER
Designer	PROJECT DIRECTOR
Project Number	PROJECT NUMBER
Author	DRAWN BY
	SHEET NUMBER

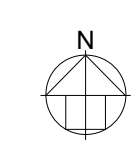
**AB-3**



**ARCHITECTURAL AS BUILT**  
**Point Reyes Station, CA**



**1 SECOND FLOOR**  
 1/4" = 1'-0"



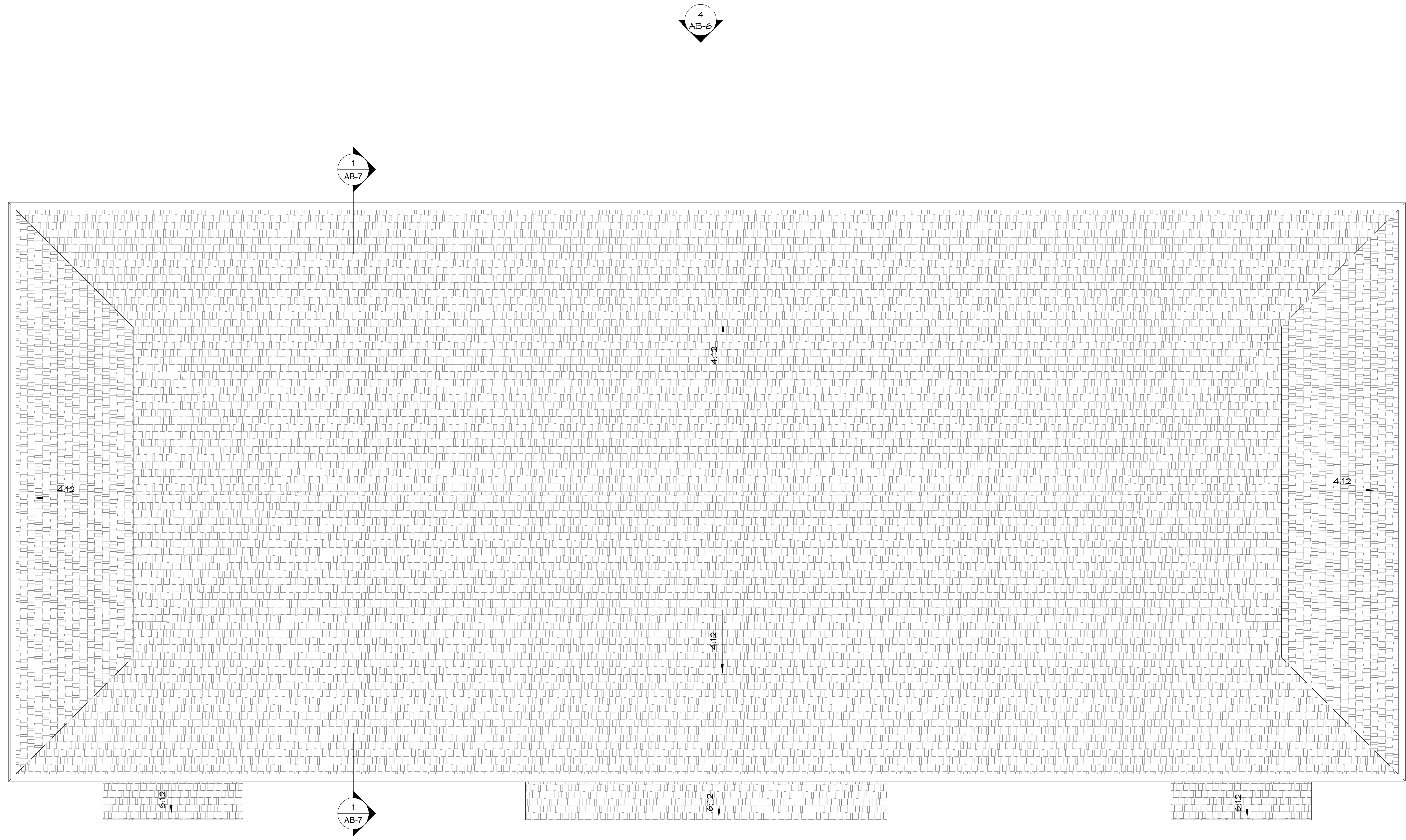
NO.	ISSUES / REVISIONS	DATE	SHEET TITLE
01	100% SUBMISSION	SEE COVER SHEET	

**2ND FLR REFLECTED  
 CEILING PLAN**

Designer	PROJECT MANAGER
Designer	PROJECT DIRECTOR
Project Number	PROJECT NUMBER
Author	DRAWN BY
	SHEET NUMBER

**AB-4**

**ARCHITECTURAL AS BUILT**  
**Point Reyes Station, CA**



2  
AB-6

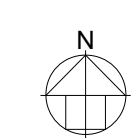
1  
AB-7

4  
AB-6

3  
AB-6

1  
AB-7

1  
AB-6



**1 ROOF PLAN**  
 1/4" = 1'-0"

NO.	ISSUES / REVISIONS	DATE	SHEET TITLE
01	100% SUBMISSION	SEE COVER SHEET	

**ROOF PLAN**

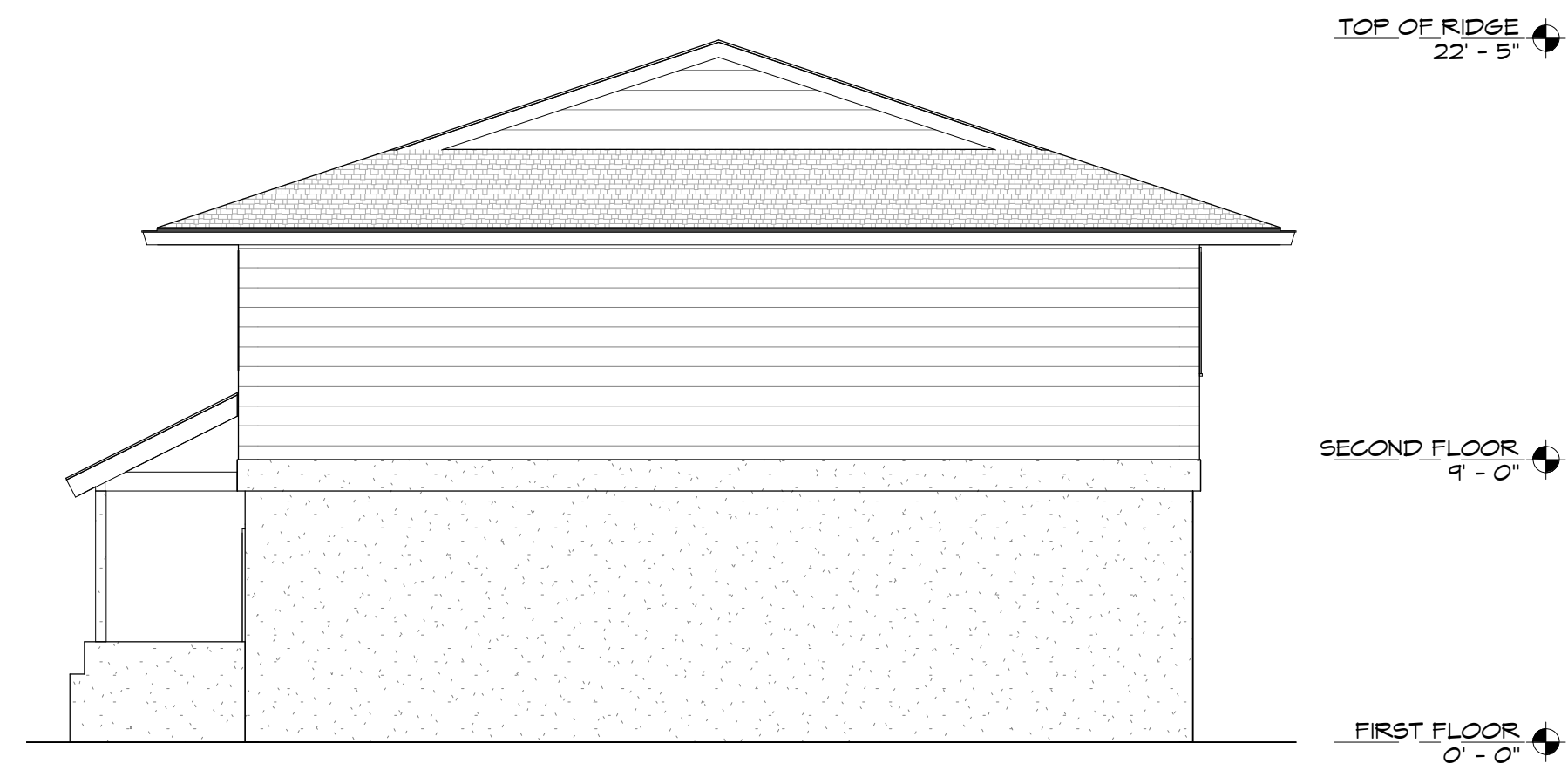
Designer	PROJECT MANAGER
Designer	PROJECT DIRECTOR
Project Number	PROJECT NUMBER
Author	DRAWN BY
	SHEET NUMBER

**AB-5**



**EXTERIOR FINISH SCHEDULE**

Asphalt Shingle
Lap Siding
Stucco

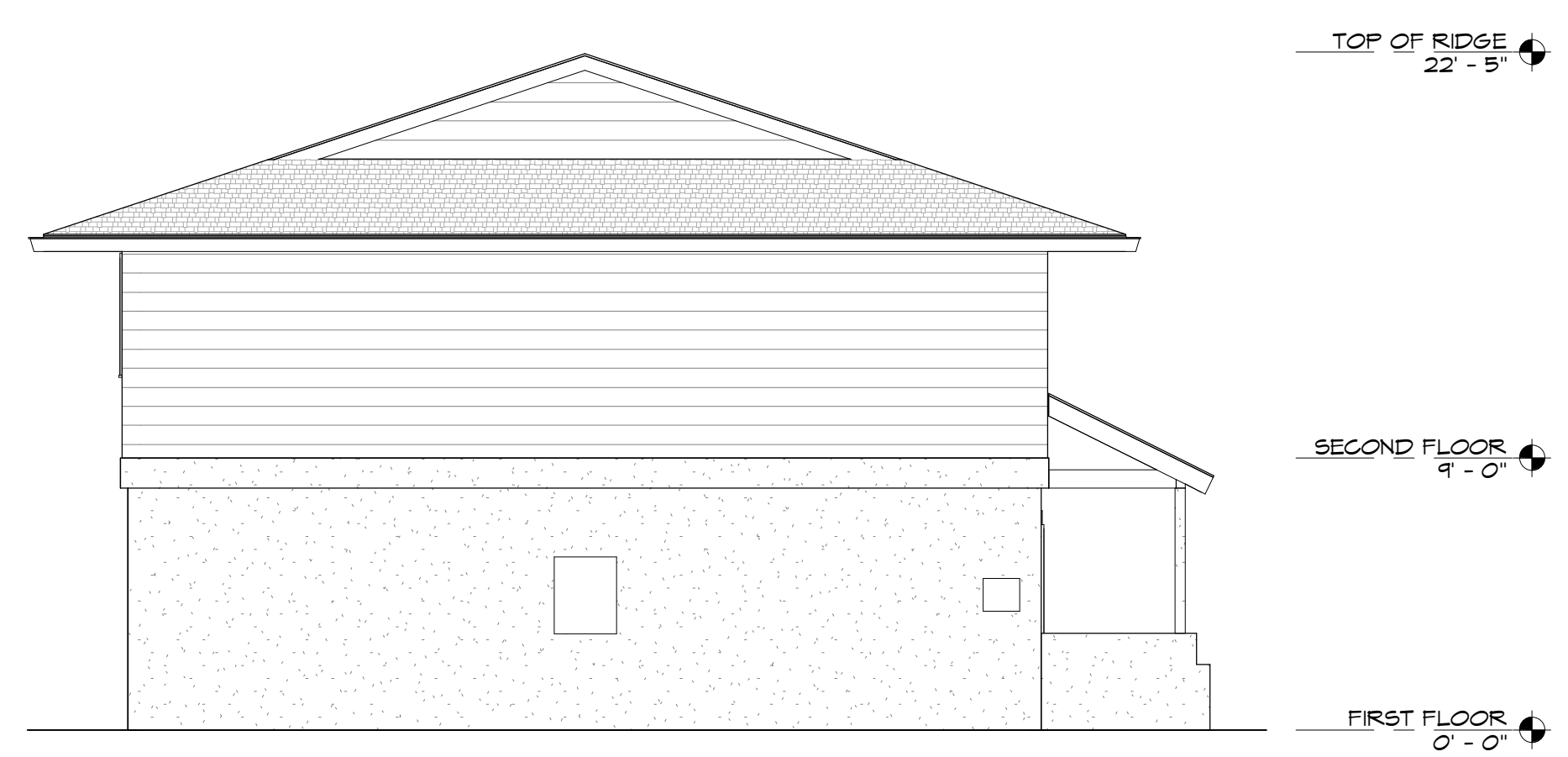


**3 RIGHT**  
3/16" = 1'-0"

**1 FRONT**  
3/16" = 1'-0"



**4 BACK**  
3/16" = 1'-0"



**2 LEFT**  
3/16" = 1'-0"

**ARCHITECTURAL AS BUILT**  
**Point Reyes Station, CA**

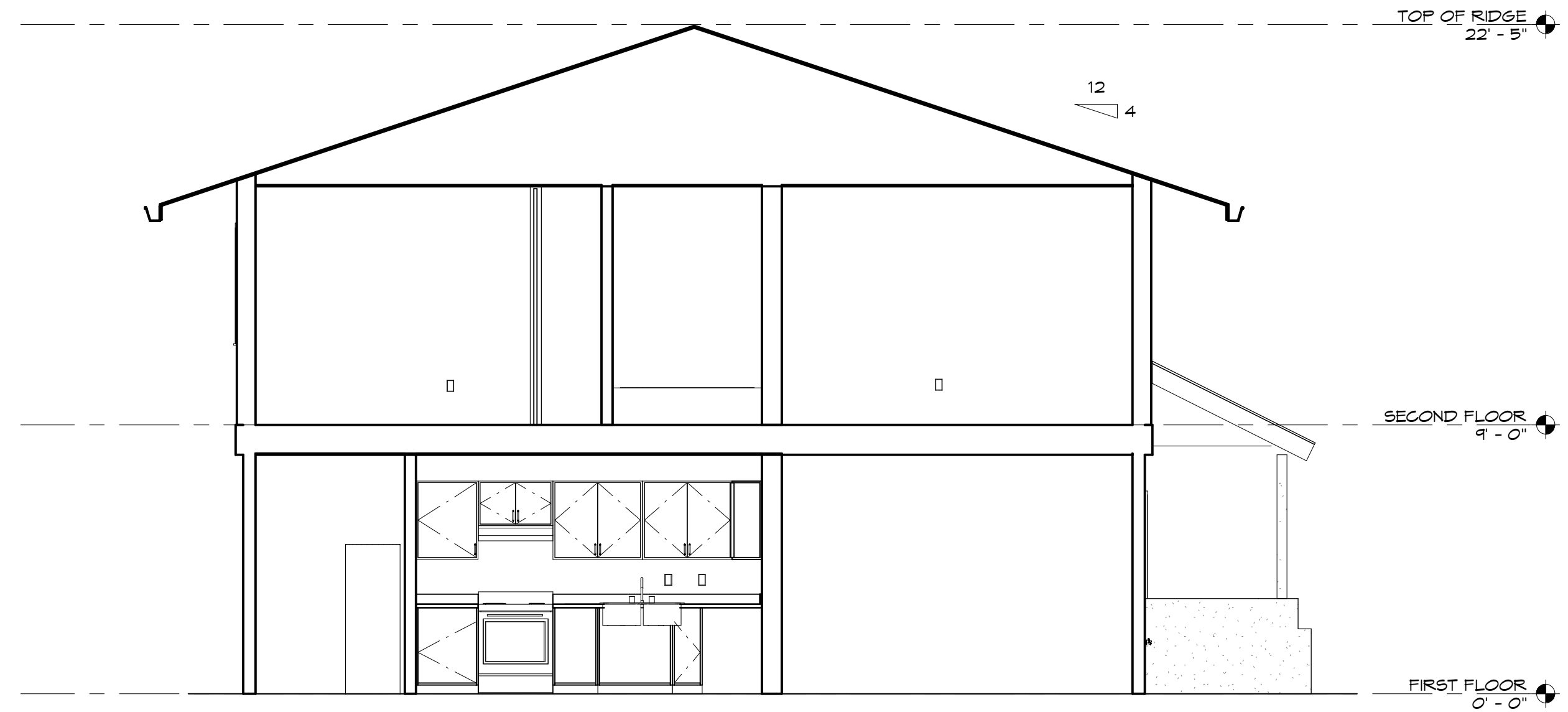
01	100% SUBMISSION	SEE COVER SHEET
NO.	ISSUES / REVISIONS	DATE
		SHEET TITLE

**EXTERIOR ELEVATIONS**

Designer	PROJECT MANAGER
Designer	PROJECT DIRECTOR
Project Number	PROJECT NUMBER
	SCALE
Author	DRAWN BY
	SHEET NUMBER



**ARCHITECTURAL AS BUILT**  
**Point Reyes Station, CA**




**1 BUILDING SECTION**  
 1/4" = 1'-0"

NO.	ISSUES / REVISIONS	DATE
01	100% SUBMISSION	SEE COVER SHEET

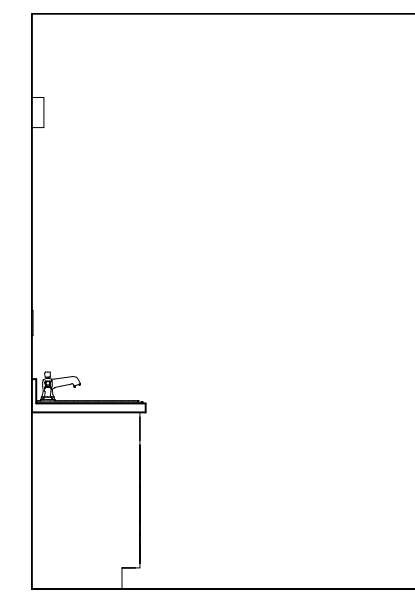
**BUILDING SECTION**

Designer	PROJECT MANAGER
Designer	PROJECT DIRECTOR
Project Number	PROJECT NUMBER
Author	DRAWN BY
	SHEET NUMBER


**AB-7**




1 TYPICAL BATH 1- A  
 3/8" = 1'-0"



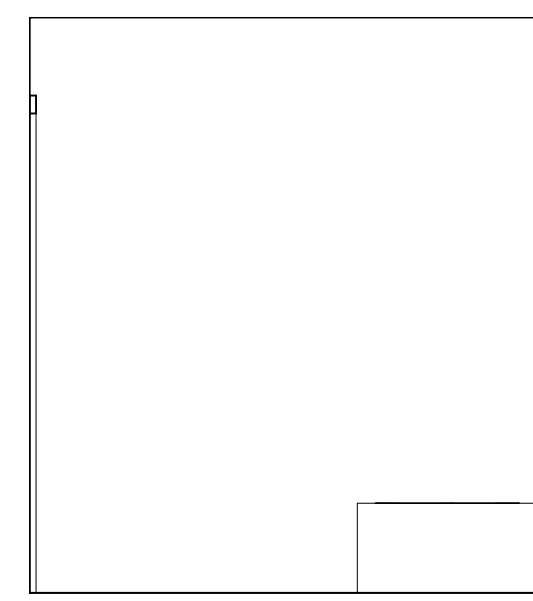
2 TYPICAL BATH 1- B  
 3/8" = 1'-0"




3 TYPICAL BATH 1- C  
 3/8" = 1'-0"




4 TYPICAL BATH 1- D  
 3/8" = 1'-0"



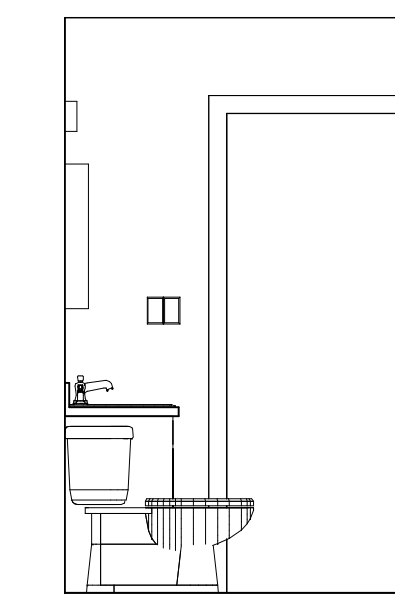
5 TYPICAL BATH 2- A  
 3/8" = 1'-0"



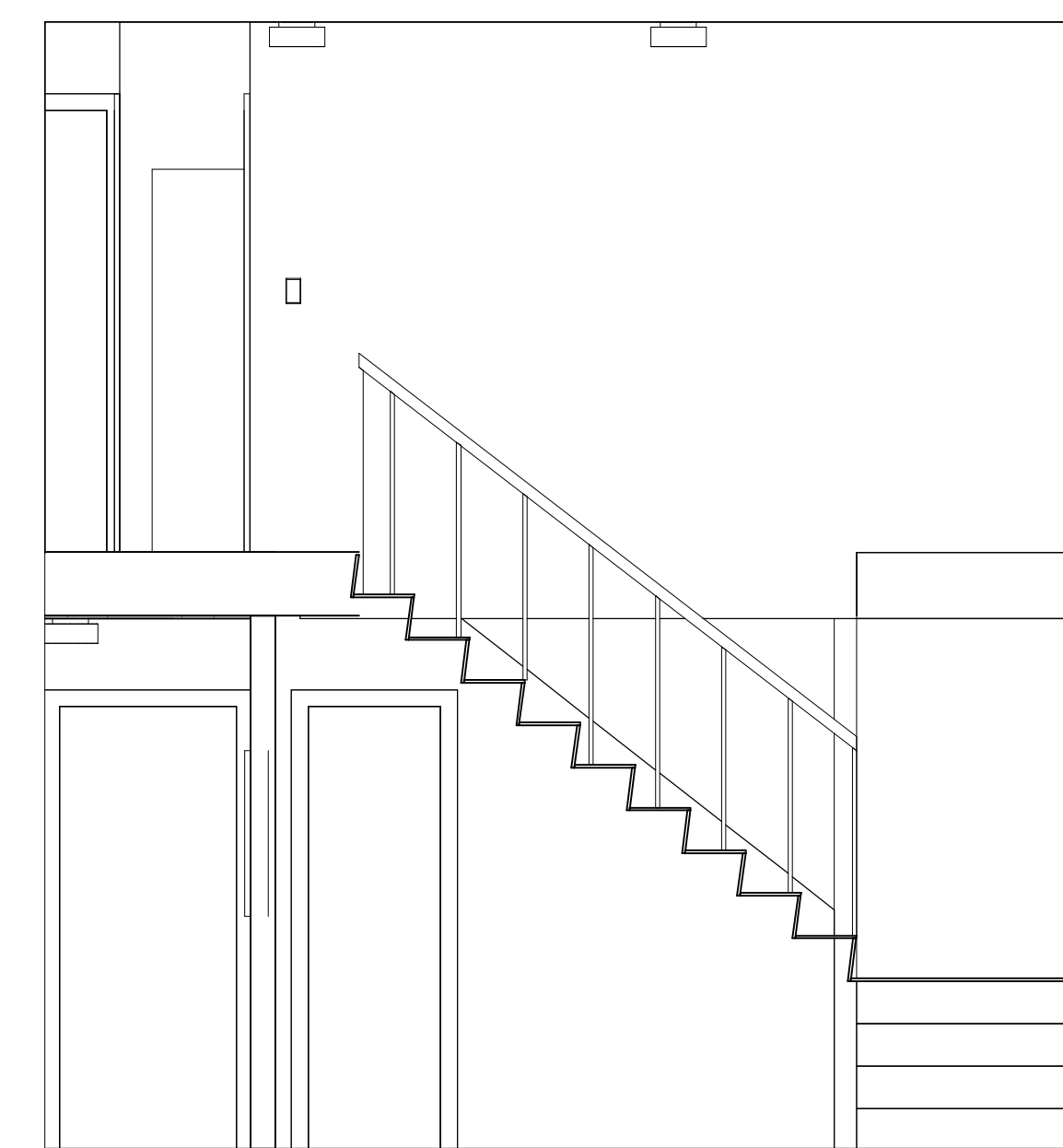
6 TYPICAL BATH 2- B  
 3/8" = 1'-0"



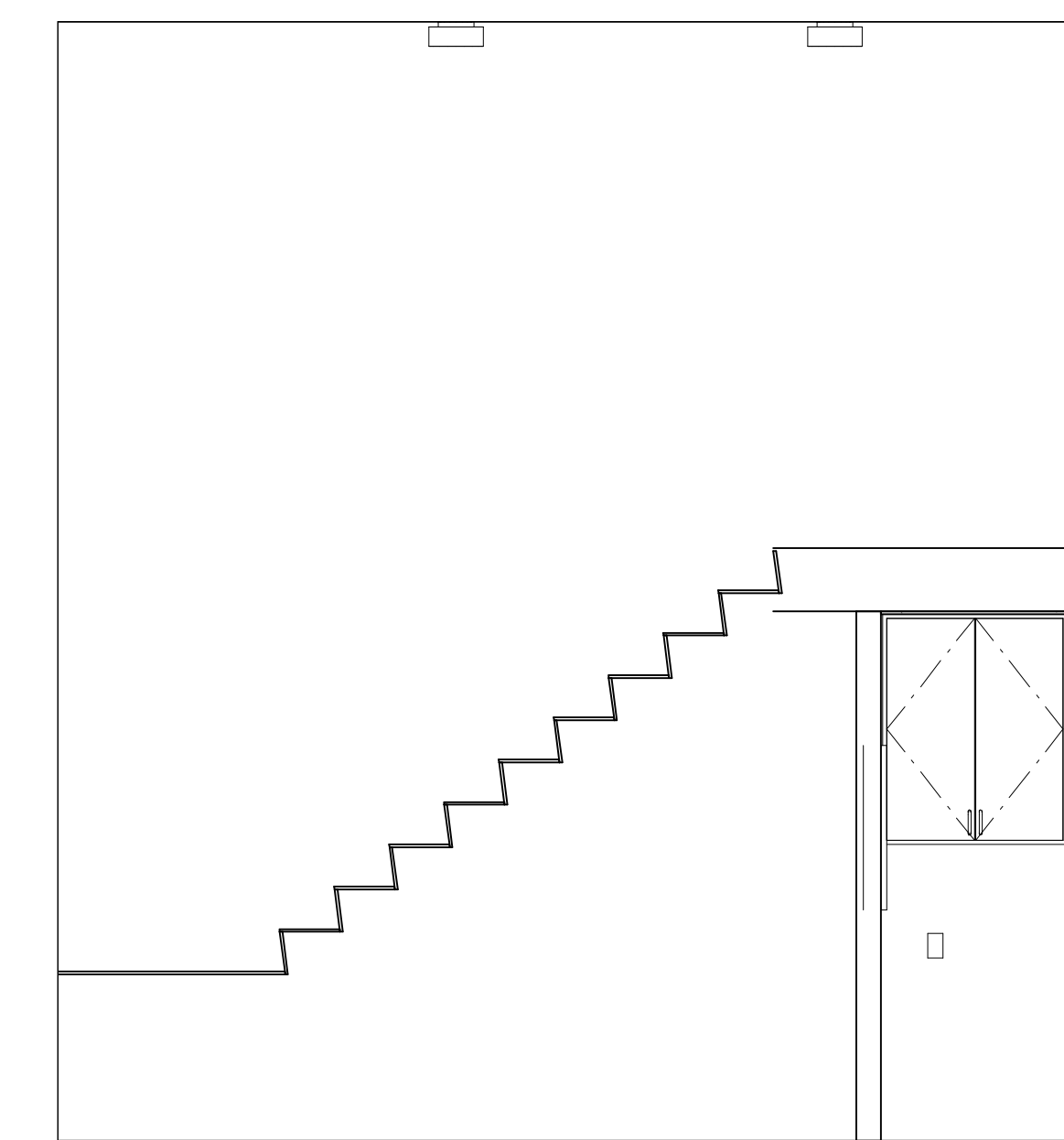
7 TYPICAL BATH 2- C  
 3/8" = 1'-0"



8 TYPICAL BATH 2- D  
 3/8" = 1'-0"



9 TYPICAL STAIR A  
 3/8" = 1'-0"



10 TYPICAL STAIR B  
 3/8" = 1'-0"

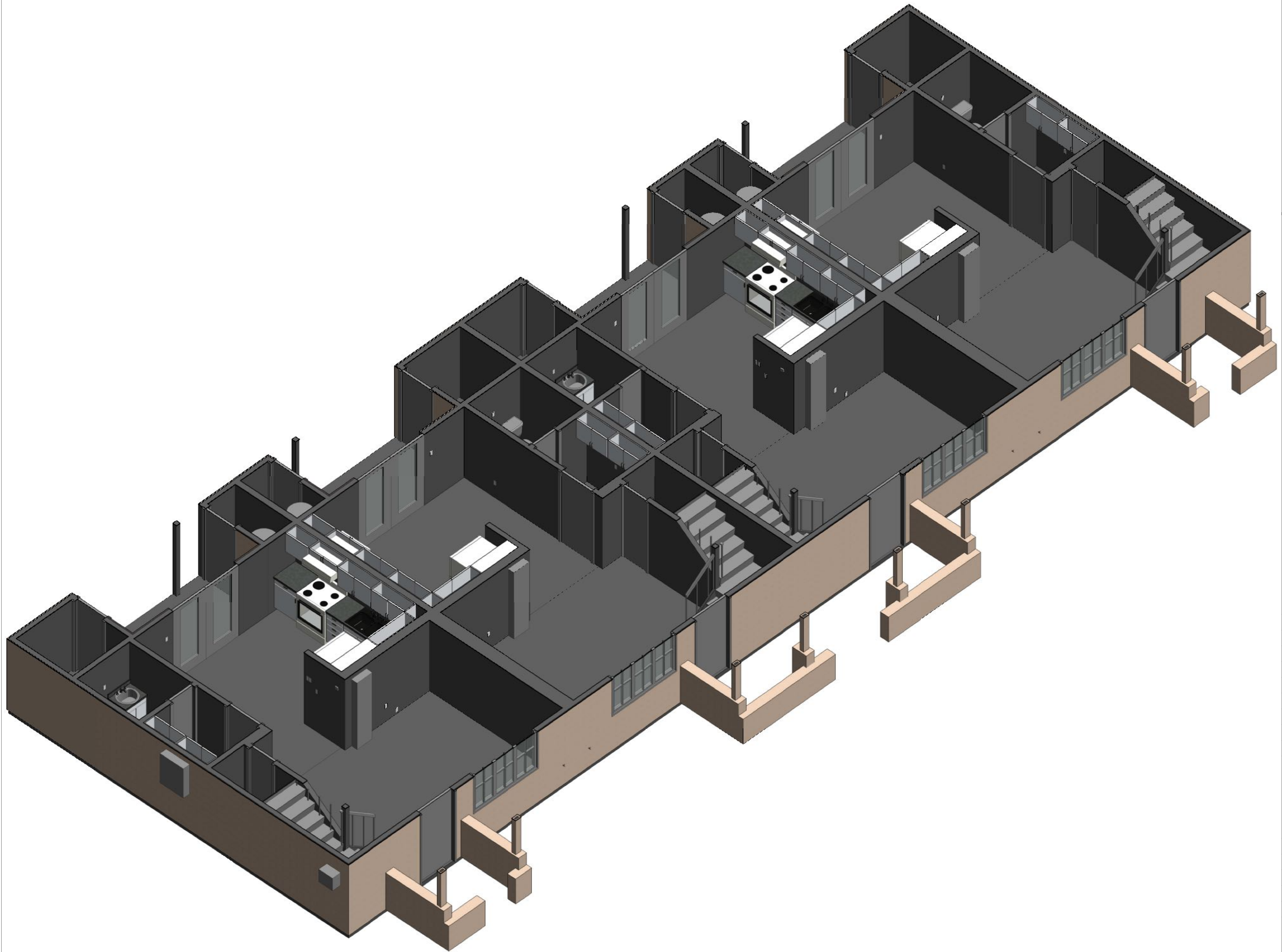
**ARCHITECTURAL AS BUILT**  
**Point Reyes Station, CA**

NO.	ISSUES / REVISIONS	DATE	SHEET TITLE
01	100% SUBMISSION		SEE COVER SHEET

**INTERIOR ELEVATIONS**

Designer	PROJECT MANAGER
Designer	PROJECT DIRECTOR
Project Number	PROJECT NUMBER
Author	DRAWN BY
	SHEET NUMBER





**ARCHITECTURAL AS BUILT**  
**Point Reyes Station, CA**

01	100% SUBMISSION	SEE COVER SHEET
NO.	ISSUES / REVISIONS	DATE
		SHEET TITLE

**3D FIRST FLOOR SECTION**

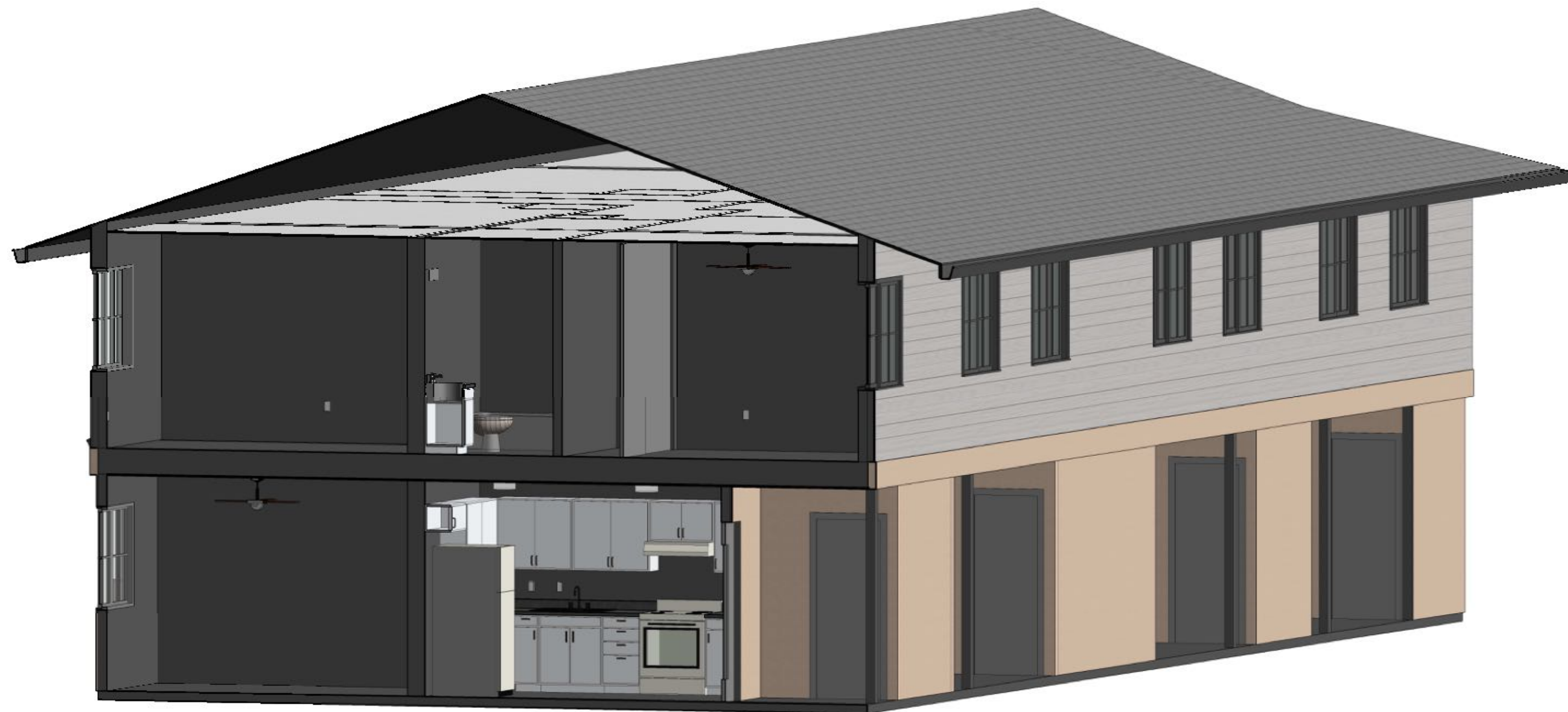
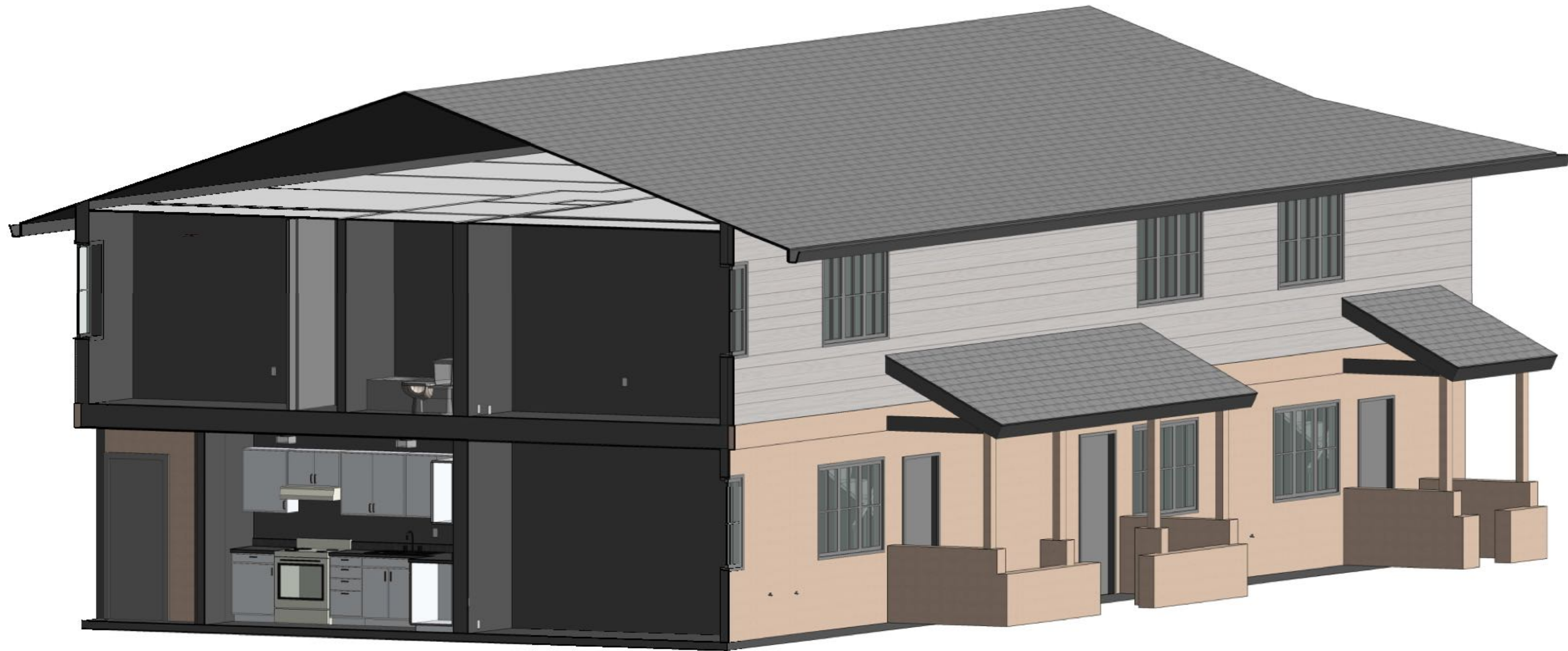
Designer	PROJECT MANAGER
Designer	PROJECT DIRECTOR
Project Number	PROJECT NUMBER
	SCALE
Author	DRAWN BY
	SHEET NUMBER

**AB-9**









**ARCHITECTURAL AS BUILT**  
**Point Reyes Station, CA**

01	100% SUBMISSION	SEE COVER SHEET
NO.	ISSUES / REVISIONS	DATE
		SHEET TITLE

**3D SECTIONS**

Designer	PROJECT MANAGER
Designer	PROJECT DIRECTOR
Project Number	PROJECT NUMBER
	SCALE
Author	DRAWN BY
	SHEET NUMBER

**AB-12**