

AS-BUILT

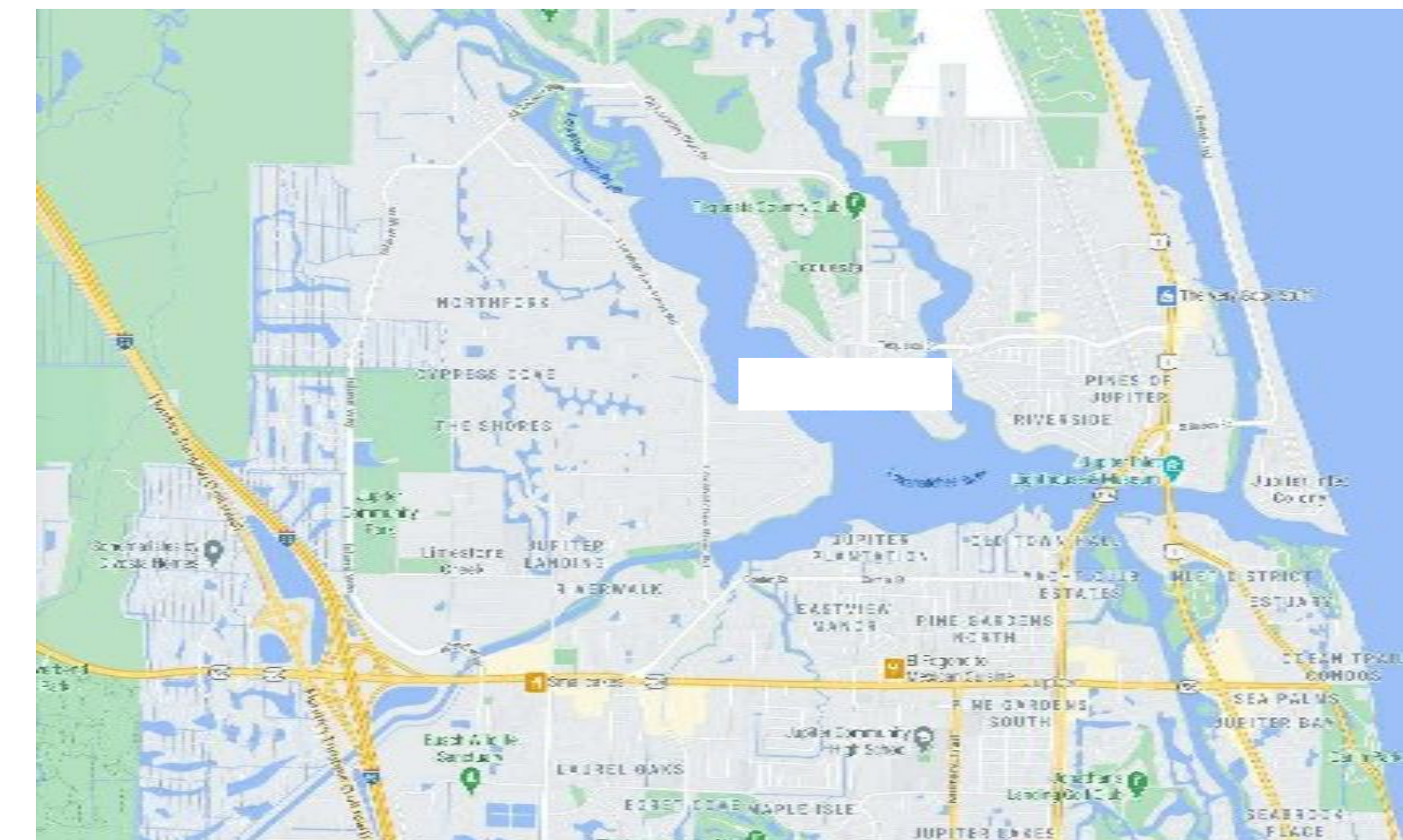
Jupiter, FL 33458



100%

DRAWING INDEX

- 0C1 COVER
- 0SL SYMBOL LEGEND
- AB-1 FIRST FLOOR
- AB-2 SECOND FLOOR
- AB-3 ROOF PLAN
- AB-4 FIRST FLOOR REFLECTED CEILING PLAN
- AB-5 SECOND FLOOR REFLECTED CEILING PLAN
- AB-6 EXTERIOR ELEVATIONS
- AB-7 EXTERIOR ELEVATIONS
- AB-8 GARAGE
- AB-9 GARAGE REFLECTED CEILING PLAN
- AB-10 EXTERIOR ELEVATIONS
- AB-11 GUEST HOUSE
- AB-12 GUEST HOUSE REFLECTED CEILING PLAN
- AB-13 EXTERIOR ELEVATIONS
- AB-14 3D PLAN SECTION
- AB-15 3D ELEVATIONS
- AB-16 3D SECTIONS



VICINITY MAP
SCALE: N.T.S.

AREA DATA	
FIRST FLOOR	4310 SF
SECOND FLOOR	3499 SF
GARAGE	833 SF
GARAGE (2ND FL)	871 SF
GUEST HOUSE	1450 SF
Grand total	10963 SF



ARCHITECTURAL AS BUILT
Jupiter, FL 33458

NO.	ISSUES / REVISIONS	DATE
01	100% SUBMISSION	SEE COVER SHEET

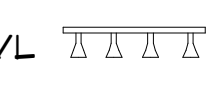
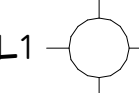
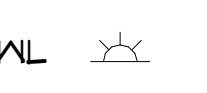
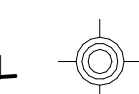
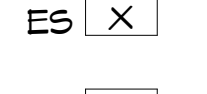
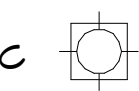
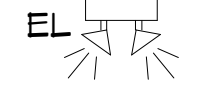
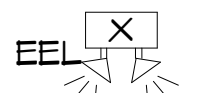


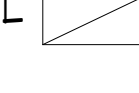
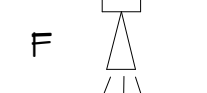
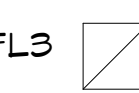
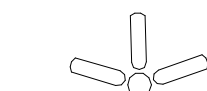
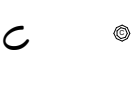
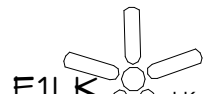
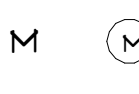


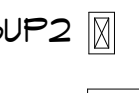

COVER

Designer	PROJECT MANAGER
Designer	PROJECT DIRECTOR
Project Number	PROJECT NUMBER
Author	DRAWN BY
	SHEET NUMBER





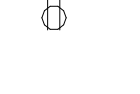
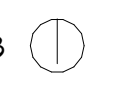

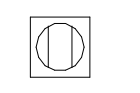
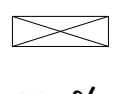
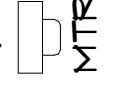
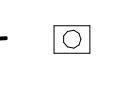
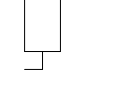


0C1

SYMBOLS LEGEND



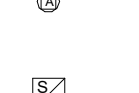

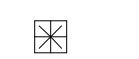


RCP

EXH 	EXHAUST VENT	VL 	TRACK LIGHT OR VANITY LIGHT
L1 	CEILING MOUNTED LIGHT FIXTURE	WL 	WALL-MOUNTED LIGHT FIXTURE
L 	CEILING MOUNTED DIRECTIONAL LIGHT	ES 	EMERGENCY EXIT SIGN
RC 	RECESSED CAN LIGHT	EL 	EMERGENCY EXIT LIGHT
EYE 	EYEBALL OR SMALL CAN LIGHT	EEL 	EMERGENCY EXIT LIGHT W/ SIGN
HPL 	PENDANT LIGHT	STAIR 	LIGHTED STAIR SIGN
FL 	INDIVIDUAL FLUOR. LAY-IN FIXTURE 4 BULB	F 	FLOOD LIGHT
FL2 	INDIVIDUAL FLUOR. HANGING FIXTURE 2 BULB	PC 	PHOTO CELL
FL3 	INDIVIDUAL FLUOR. FLUSH MOUNT FIXTURE 4 BULB	F1 	CEILING FAN
C 	CAMERA	FILK 	CEILING FAN W/ LIGHT KIT
M 	MOTION DET.	7-2-6	CEILING HEIGHT AND TRIM 7'-2" ABOVE FLOOR BELOW WITH 6" CROWN MOULDING. NOTE: ALL CEILINGS NOT LABELED ARE PLASTER. CEILINGS SHOWN WITH A GRID ARE LAY IN ACOUSTICAL TILE..
SUP 	SUPPLY VENT	J 	JUNCTION BOX
SUP2 	SUPPLY VENT		
RET 	RETURN VENT		
RET2 	RETURN VENT		
spe 	SPEAKER		

ELECTRIC

DAT 	DATA OUTLET
TEL 	TELEPHONE JACK
S1 	ELECTRIC SWITCH
TV 	CABLE TELEVISION OUTLET
P1 	DUPLEX RECEPTACLE OUTLET
P3 	SPECIAL PURPOSE CONNECTION OR OUTLET
PQ 	QUADRUPLEX RECEPTACLE OUTLET
PF 	FLOOR DUPLEX RECEPTACLE OUTLET
PNL 	ELECTRIC PANEL
MTR 	ELECTRIC METER
BUT 	BUTTON SWITCH
DISC 	DISCONNECT SWITCH
LG 	GROUND/FLOOR LIGHT
KP 	KEY PAD

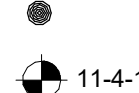

FIRE PROTECTION

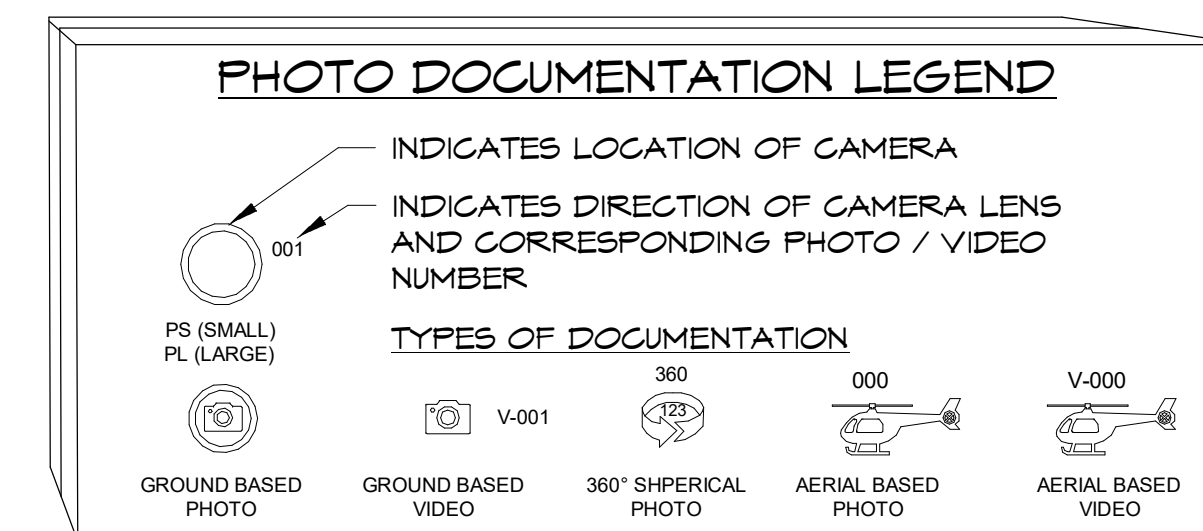
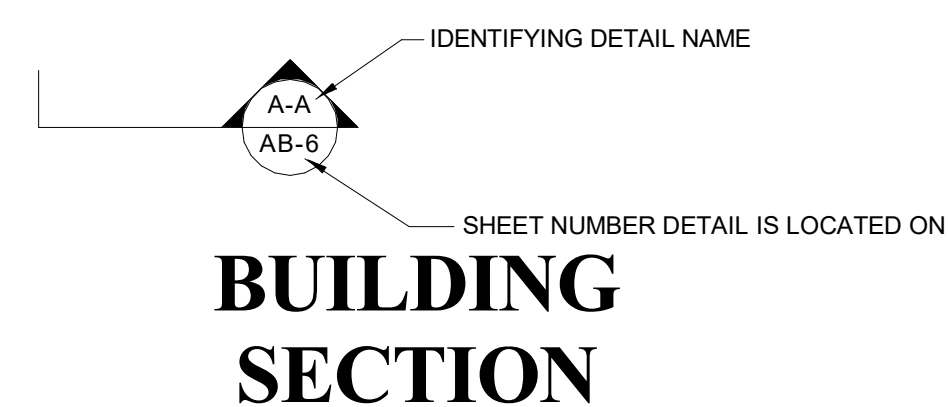
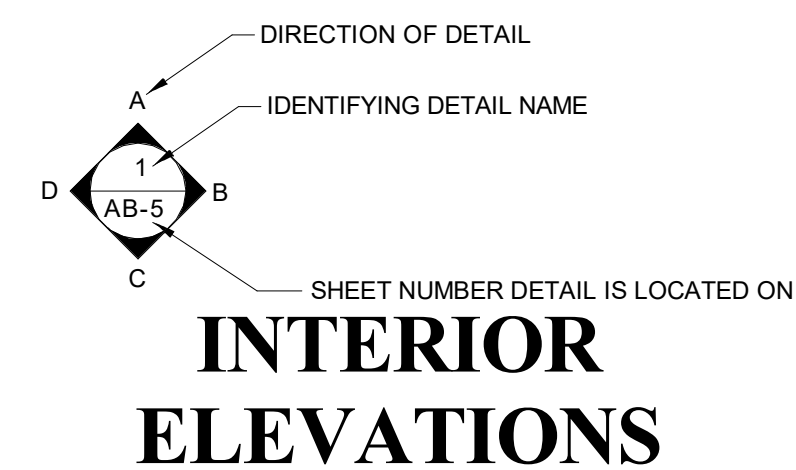
FE 	FIRE EXTINGUISHER
FP 	FIRE PULL
AS 	FIRE ALARM (HORN/SRTOBE)
SD 	SMOKE DETECTOR
SS 	SMOKE ALARM SPEAKER
SP 	SPRINKLER HEAD CEILING MOUNT
SPW 	SPRINKLER HEAD WALL MOUNT

MEP

TH 	THERMOSTAT
FD 	FLOOR DRAIN
V 	VALVE
HB 	HOSE BIB
WS 	WATER SUPPLY
HEAT 	SUSPENDED GAS HEATER

MISC

BOLLARD 	BOLLARD
ELEVATION SYMBOL 	11-4-11/16 SPOT ELEVATION



ARCHITECTURAL AS BUILT

Jupiter, FL 33458

01	100% SUBMISSION	SEE COVER SHEET
NO.	ISSUES / REVISIONS	DATE

SYMBOL LEGEND

Designer	PROJECT MANAGER
Designer	PROJECT DIRECTOR
Project Number	PROJECT NUMBER
Author	DRAWN BY
	SHEET NUMBER

OSL

FINISH SCHEDULE

Number	Name	Floor Finish
1	BEDROOM	CARPET
2	LIVING	HARDWOOD
3	WIC	CARPET
4	DINING	HARDWOOD
5	WINE ROOM	HARDWOOD
6	FOYER	CARPET
7	KITCHEN	TILE
8	LAUNDRY	TILE
9	GATHERING	HARDWOOD
10	GREAT ROOM	CARPET
11	BATH	TILE
12	BATH	TILE
13	HALL	HARDWOOD
14	DECK	HARDWOOD
15	BEDROOM	HARDWOOD
16	BATH	TILE
17	WIC	HARDWOOD
18	CL	HARDWOOD
19	BEDROOM	HARDWOOD
20	CL	HARDWOOD
21	BATH	TILE
22	HALL	HARDWOOD
23	BEDROOM	HARDWOOD
24	BATH	TILE
25	WIC	HARDWOOD
26	MASTER BEDROOM	HARDWOOD
27	WIC	HARDWOOD
28	BATH	TILE
29	CL	HARDWOOD
30	DECK	HARDWOOD
31	GARAGE	STEEL
32	BEDROOM	HARDWOOD
33	CL	HARDWOOD
34	BATH	TILE
35	CL	HARDWOOD
36	LIVING	HARDWOOD
37	DECK	HARDWOOD
38	DECK	HARDWOOD
39	LIVING	HARDWOOD
40	LIVING	HARDWOOD
41	MECH	CONCRETE
42	BEDROOM	HARDWOOD
43	BATH	TILE
44	CL	TILE
45	WIC	CARPET
46	BEDROOM	HARDWOOD
47	CL	HARDWOOD
48	BATH	TILE
49	BEDROOM	HARDWOOD
50	BATH	TILE

DOOR SCHEDULE

Mark	Width	Height	Comments
1	5'-8"	8'-0"	
2	4'-0"	8'-0"	
3	2'-10"	8'-0"	
4	2'-6"	6'-8"	
5	4'-10"	8'-0"	
6	3'-0"	6'-10"	
7	5'-0"	8'-0"	
8	5'-6"	7'-0"	
9	2'-8"	8'-1"	
10	2'-10"	8'-0"	
11	2'-4"	6'-4"	
12	8'-0"	6'-10"	
13	8'-0"	6'-10"	
14	8'-0"	6'-10"	
15	5'-10"	8'-9"	
16	5'-10"	8'-9"	
17	5'-10"	8'-9"	
18	5'-10"	8'-9"	
19	4'-10"	6'-9"	
20	4'-10"	6'-9"	
21	4'-10"	6'-9"	
22	4'-10"	6'-9"	
23	2'-4"	7'-0"	
24	2'-4"	7'-0"	
25	2'-8"	7'-0"	
26	2'-8"	7'-0"	
27	2'-8"	7'-0"	
28	2'-4"	7'-0"	
29	2'-8"	7'-0"	

DOOR SCHEDULE

Mark	Width	Height	Comments
30	5'-0"	7'-0"	
31	2'-8"	7'-0"	
32	2'-8"	7'-0"	
33	2'-4"	7'-0"	
34	8'-4"	6'-10"	
35	4'-10"	6'-9"	
36	4'-10"	6'-9"	
37	4'-10"	6'-9"	
38	4'-10"	6'-9"	
39	5'-0"	7'-0"	
40	2'-8"	7'-0"	
41	2'-8"	7'-0"	
42	6'-0"	10'	
43	8'-0"	7'-0"	
44	8'-0"	7'-0"	
45	8'-0"	7'-0"	
46	5'-10"	6'-9"	
47	2'-0"	7'-0"	
48	2'-8"	7'-0"	
49	2'-8"	7'-0"	
50	8'-0"	6'-9"	
51	6'-2"	6'-9"	
52	5'-10"	6'-9"	
53	2'-8"	7'-0"	
54	2'-8"	7'-0"	
55	2'-8"	7'-0"	
56	2'-8"	7'-0"	
57	1'-6"	7'-0"	
58	2'-8"	7'-0"	
59	5'-0"	6'-8"	
60	2'-8"	7'-0"	
Y	2'-8"	7'-0"	
Z	4'-10"	10'	

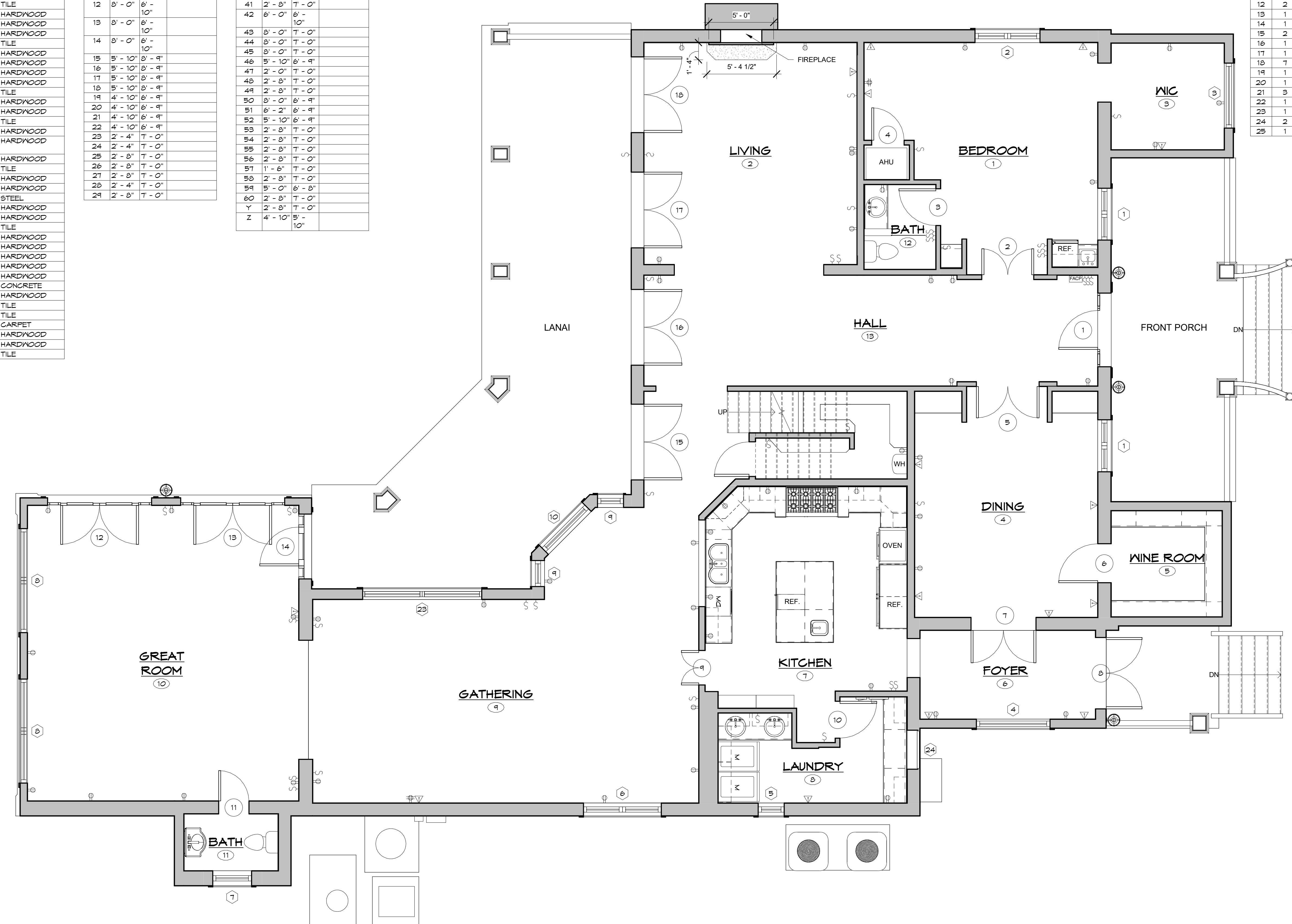
WINDOW SCHEDULE

Mark	Count	Width	Height	Operation
1	2	4'-0"	7'-7"	
2	1	5'-0"	7'-7"	
3	1	5'-0"	5'-6"	
4	1	5'-8"	4'-10"	
5	1	2'-0"	4'-0"	
6	1	6'-0"	6'-8"	
7	1	3'-0"	2'-0"	
8	2	8'-0"	7'-7"	
9	2	2'-0"	5'-11"	
10	1	4'-8"	5'-11"	
11	1	6'-0"	3'-0"	
12	2	1'-0"	4'-0"	
13	1	4'-8"	4'-0"	
14	1	5'-0"	3'-0"	
15	2	3'-0"	4'-0"	
16	1	1'-11"	4'-0"	
17	1	6'-0"	4'-8"	
18	7	3'-0"	5'-0"	
19	1	6'-0"	4'-0"	
20	1	2'-10"	4'-11"	
21	3	1'-10"	3'-11"	
22	1	12'-0"	4'-8"	
23	1	9'-2"	6'-0"	
24	2	3'-0"		
25	1	2'-6"		



ARCHITECTURAL AS BUILT

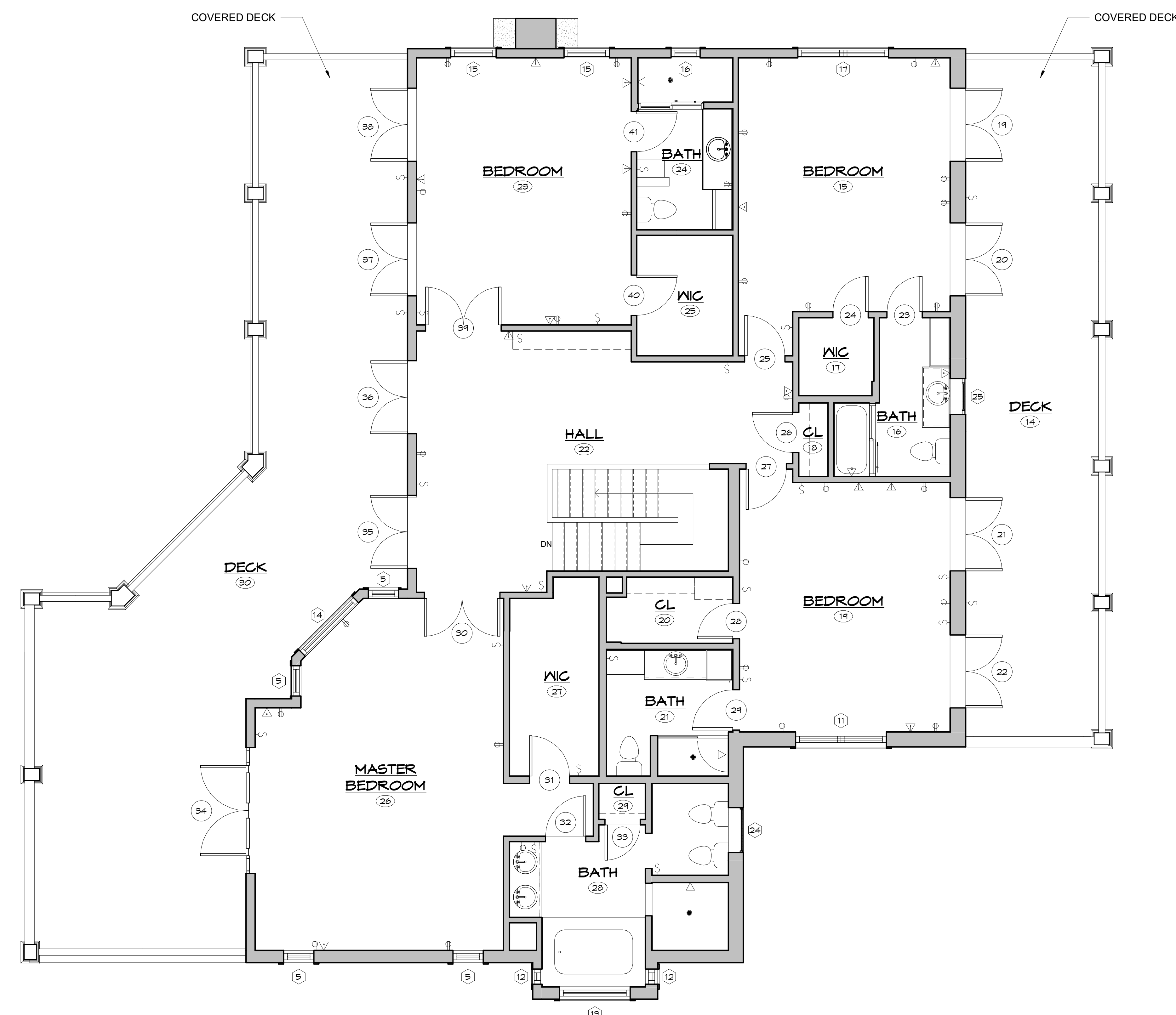
Jupiter, FL 33458



1 FIRST FLOOR
SCALE: 1/4" = 1'-0"

NO.		ISSUES / REVISIONS	DATE
01	100% SUBMISSION		SEE COVER SHEET
			SHEET TITLE
FIRST FLOOR			
Designer		PROJECT MANAGER	
Designer		PROJECT DIRECTOR	
Project Number		PROJECT NUMBER	
Author		DRAWN BY	
		SHEET NUMBER	

AB-1

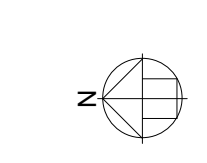


ARCHITECTURAL AS BUILT
Jupiter, FL 33458

NO.	ISSUES / REVISIONS	DATE	SHEET TITLE
01	100% SUBMISSION		SEE COVER SHEET

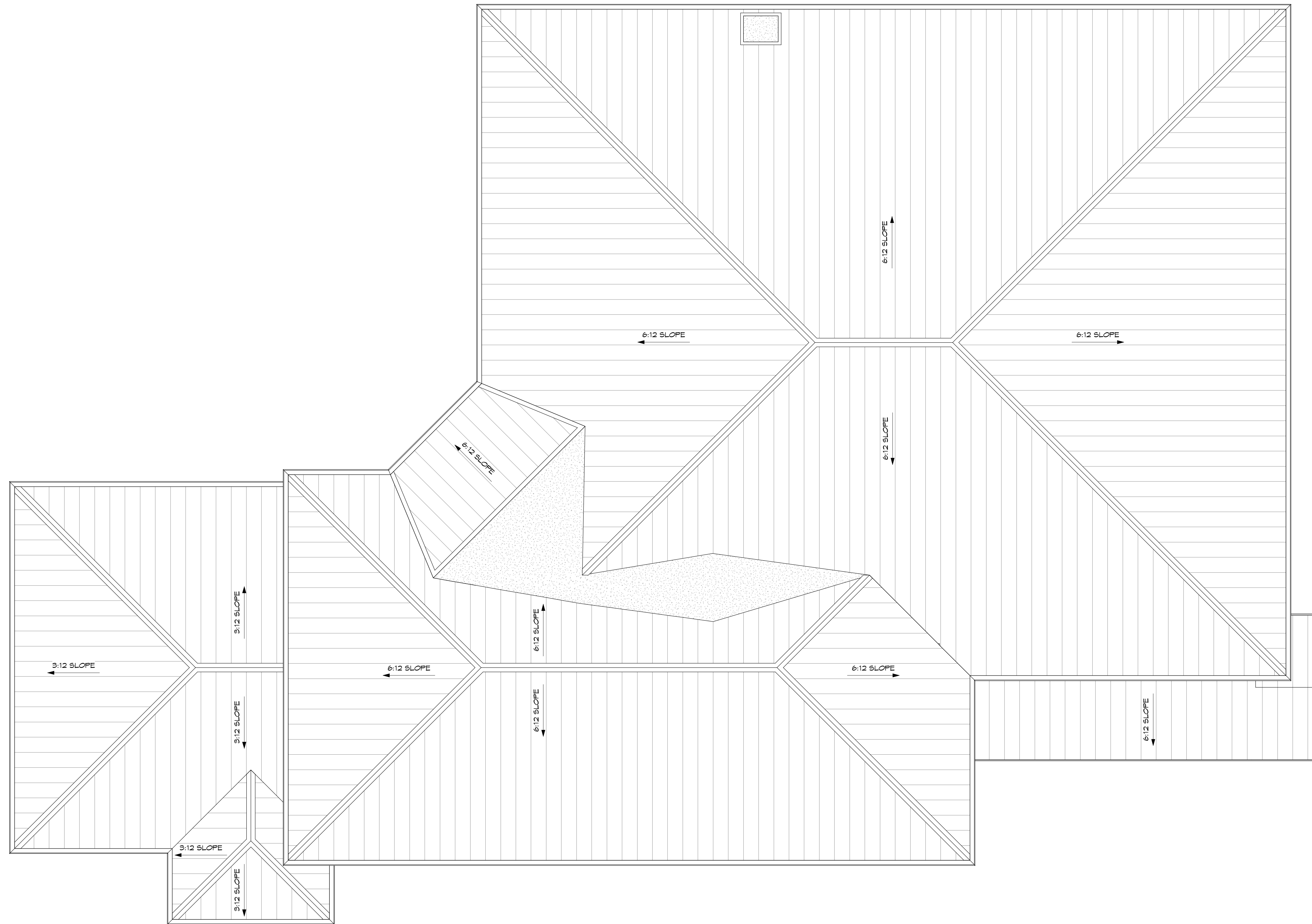
SECOND FLOOR

Designer	PROJECT MANAGER
Designer	PROJECT DIRECTOR
Project Number	PROJECT NUMBER
Author	DRAWN BY
	SHEET NUMBER



ARCHITECTURAL AS BUILT

Jupiter, FL 33458



1 ROOF PLAN
 SCALE: 1/4" = 1'-0"

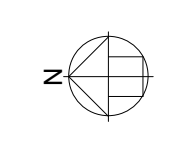
01	100% SUBMISSION	SEE COVER SHEET
NO.	ISSUES / REVISIONS	DATE

SHEET TITLE

ROOF PLAN

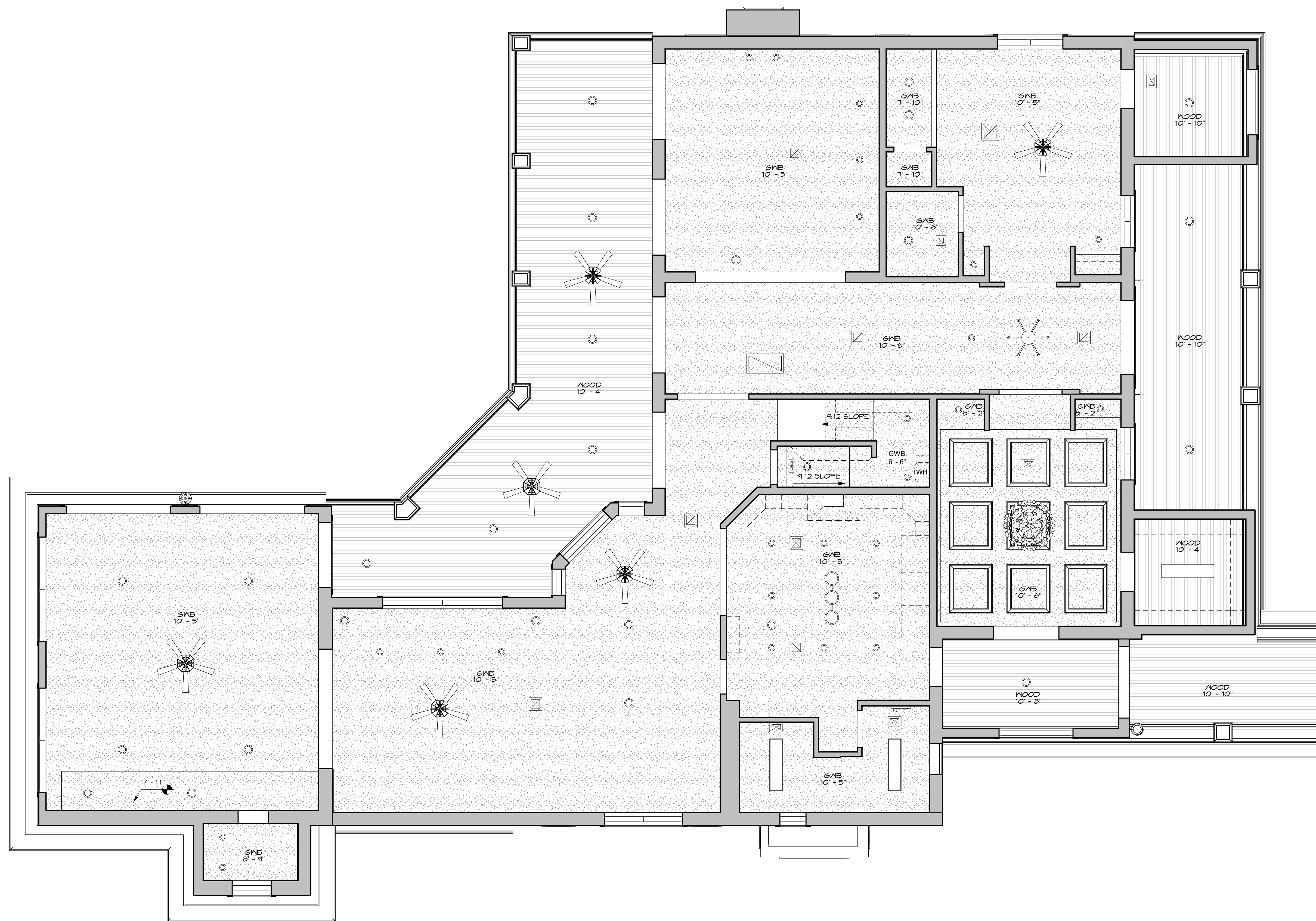
Designer	PROJECT MANAGER
Designer	PROJECT DIRECTOR
Project Number	PROJECT NUMBER
	SCALE
Author	DRAWN BY
	SHEET NUMBER

AB-3

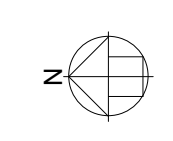


ARCHITECTURAL AS BUILT

Jupiter, FL 33458



1 FIRST FLOOR
SCALE: 1/4" = 1'-0"

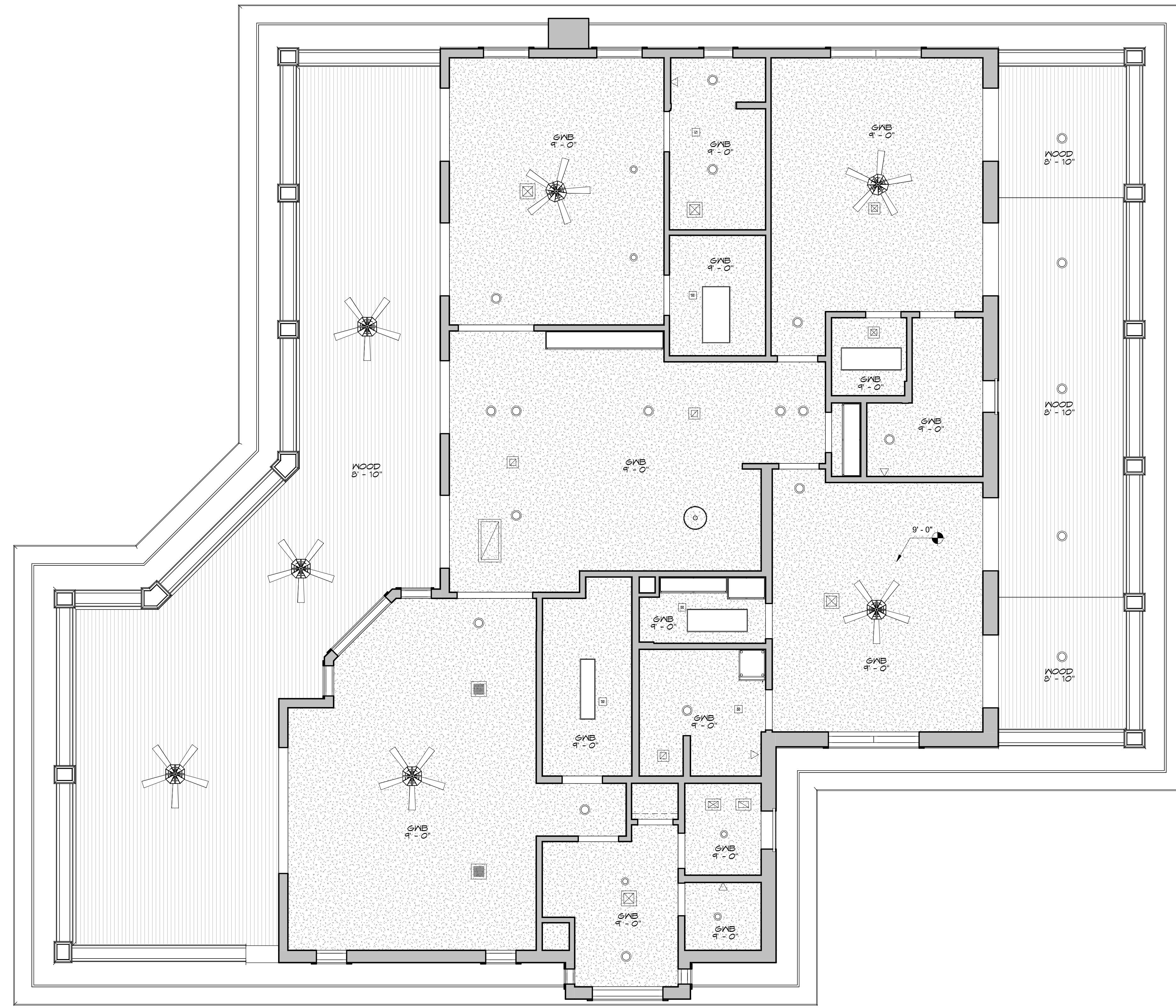


01	100% SUBMISSION	SEE COVER SHEET
NO.	ISSUES / REVISIONS	DATE
SHEET TITLE		

**FIRST FLOOR REFLECTED
CEILING PLAN**

Designer	PROJECT MANAGER
Designer	PROJECT DIRECTOR
Project Number	PROJECT NUMBER
Author	DRAWN BY
	SHEET NUMBER

AB-4

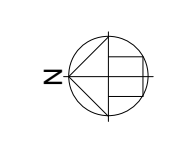


ARCHITECTURAL AS BUILT
Jupiter, FL 33458

NO.	ISSUES / REVISIONS	DATE	SHEET TITLE
01	100% SUBMISSION		SEE COVER SHEET

**SECOND FLOOR
 REFLECTED CEILING PLAN**

Designer	PROJECT MANAGER
Designer	PROJECT DIRECTOR
Project Number	PROJECT NUMBER
Author	DRAWN BY
	SHEET NUMBER





1 FRONT
SCALE: 1/4" = 1'-0"



2 LEFT
SCALE: 1/4" = 1'-0"

AS BUILT
PROFESSIONALS
www.asbuiltprofessionals.com

A DIVISION OF:



© 2020 AEC CONSULTANTS INC

ARCHITECTURAL AS BUILT

Jupiter, FL 33458

01	100% SUBMISSION	SEE COVER SHEET
NO.	ISSUES / REVISIONS	DATE

EXTERIOR ELEVATIONS

Designer	PROJECT MANAGER
Designer	PROJECT DIRECTOR
Project Number	PROJECT NUMBER
Author	DRAWN BY
	SHEET NUMBER

AB-6

ARCHITECTURAL AS BUILT

Jupiter, FL 33458

01	100% SUBMISSION	SEE COVER SHEET
NO.	ISSUES / REVISIONS	DATE

EXTERIOR ELEVATIONS

Designer	PROJECT MANAGER
Designer	PROJECT DIRECTOR
Project Number	PROJECT NUMBER
Author	DRAWN BY
	SHEET NUMBER

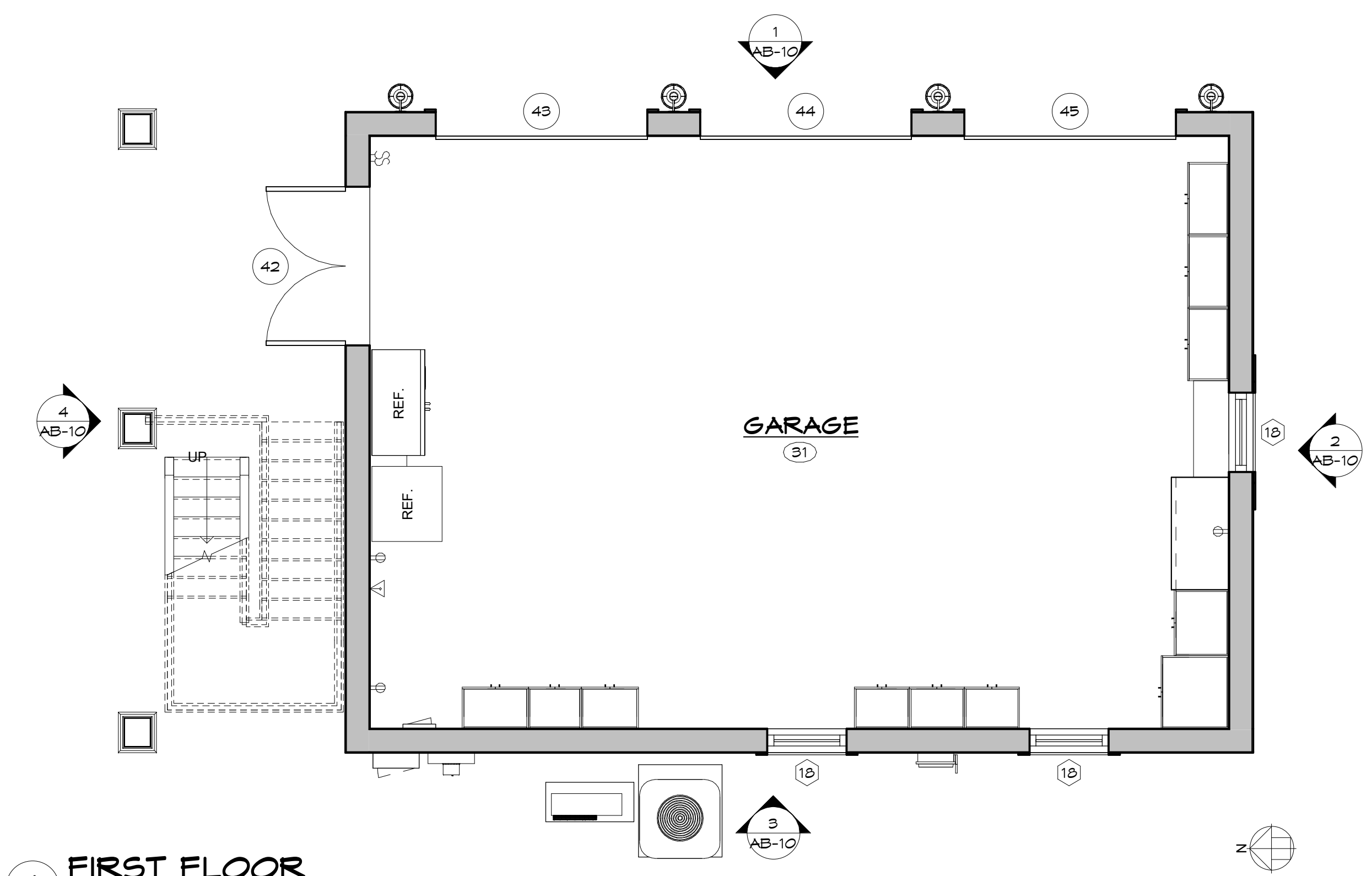
AB-7



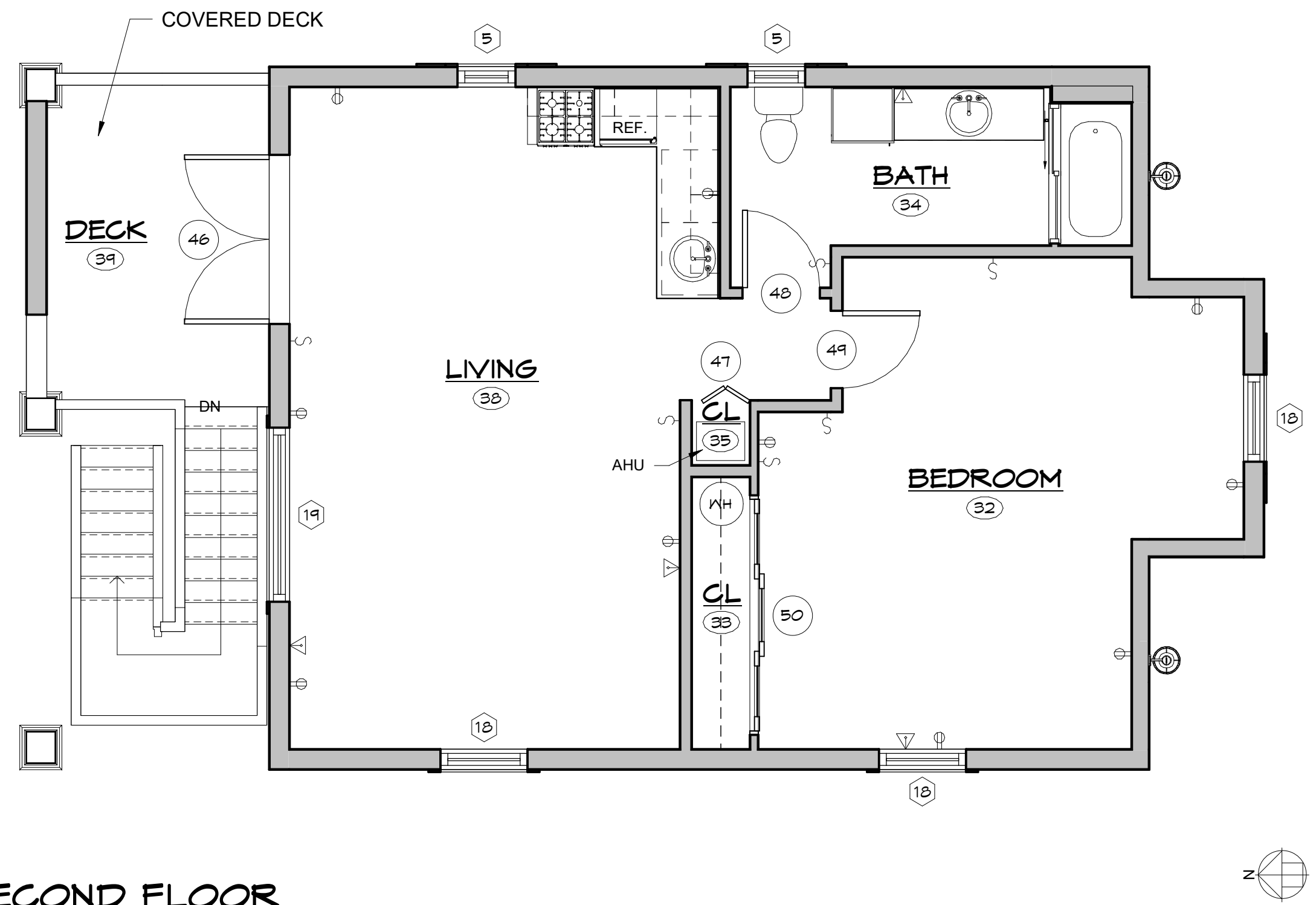
1 REAR
SCALE: 1/4" = 1'-0"



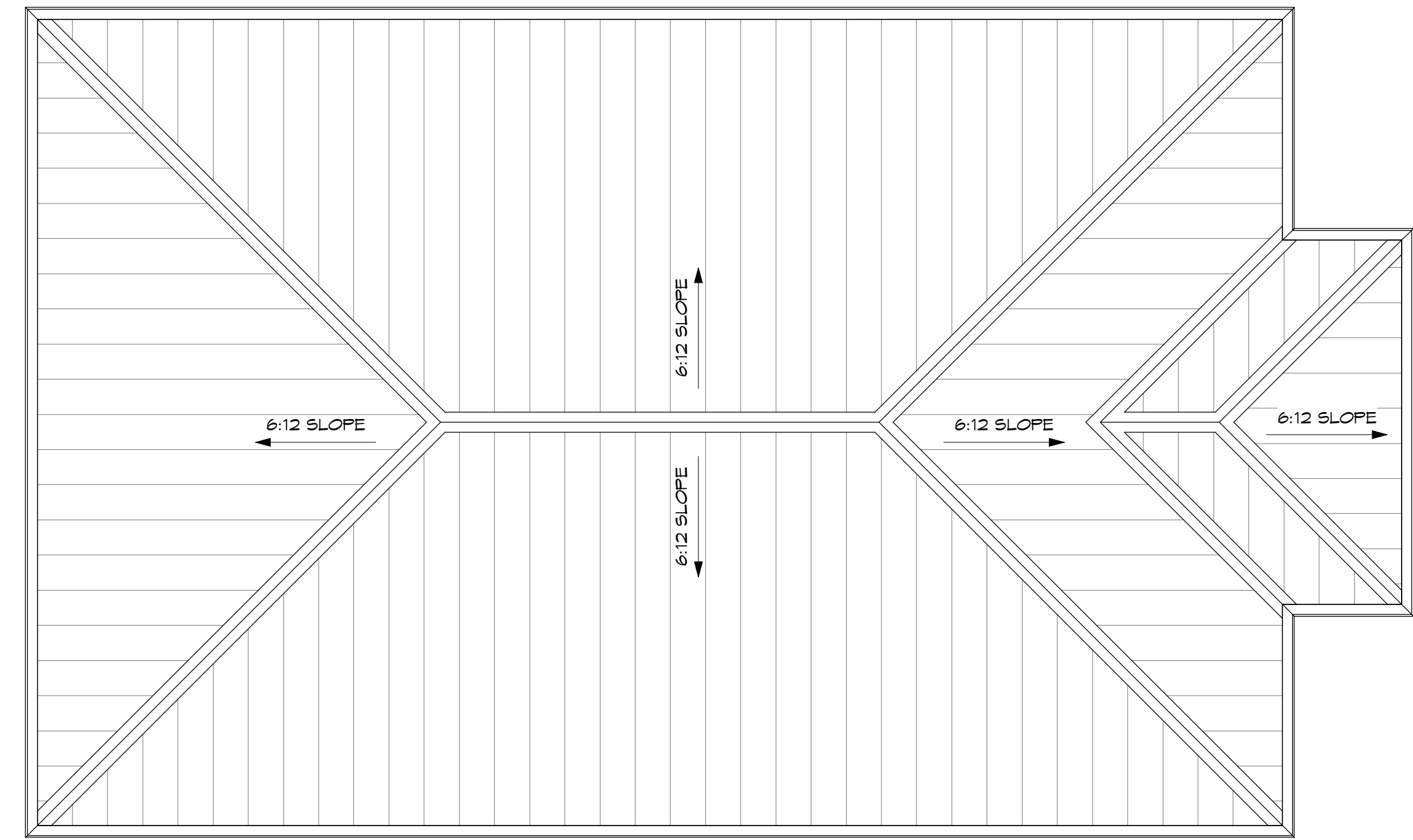
2 RIGHT
SCALE: 1/4" = 1'-0"



1 FIRST FLOOR
 SCALE: 1/4" = 1'-0"



2 SECOND FLOOR
 SCALE: 1/4" = 1'-0"



3 ROOF PLAN
 SCALE: 1/4" = 1'-0"

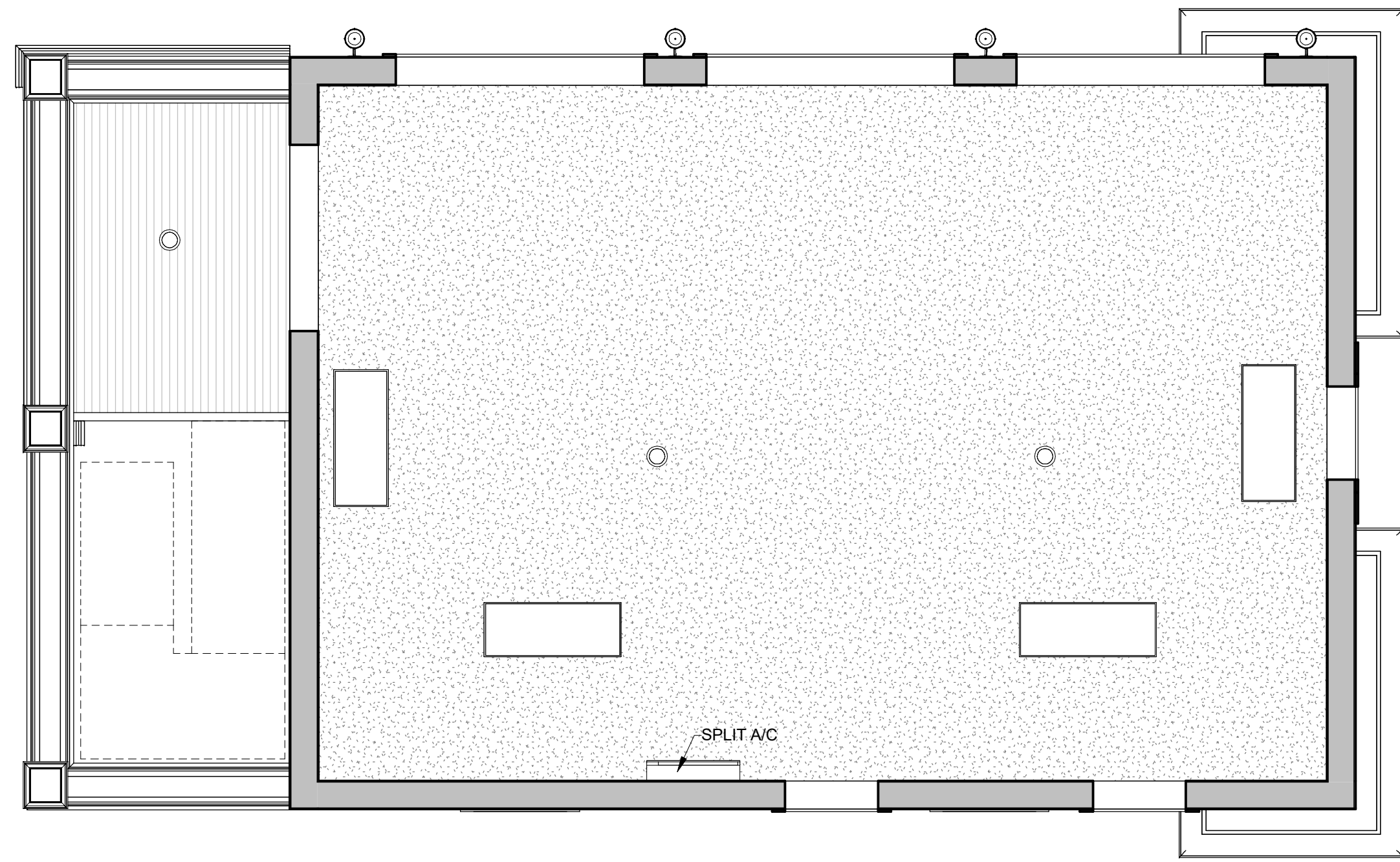
ARCHITECTURAL AS BUILT
Jupiter, FL 33458

01	100% SUBMISSION	SEE COVER SHEET
NO.	ISSUES / REVISIONS	DATE

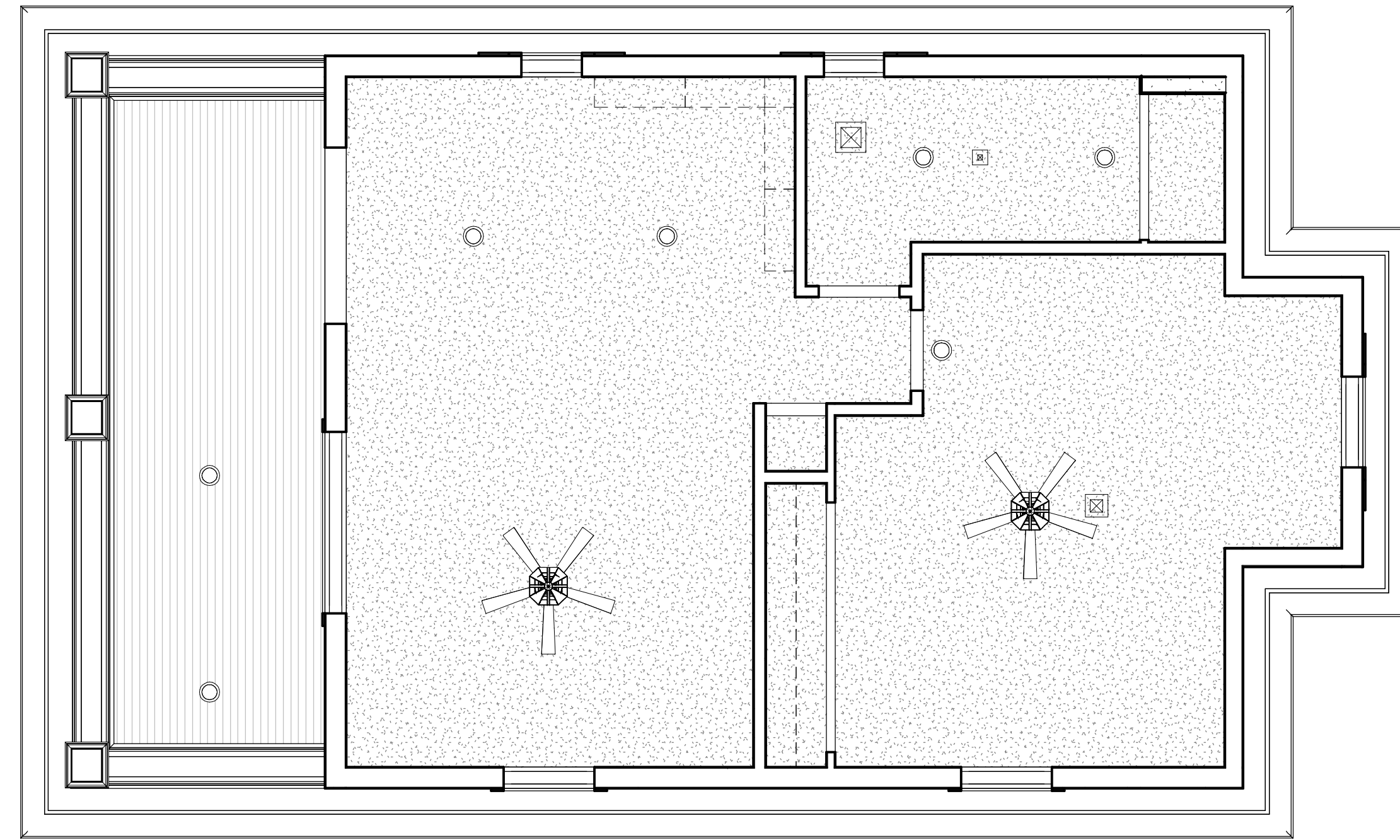
Designer	PROJECT MANAGER
Designer	PROJECT DIRECTOR
Project Number	PROJECT NUMBER
Author	DRAWN BY
	SHEET NUMBER

GARAGE

AB-8



1 FIRST FLOOR
SCALE: 1/4" = 1'-0"



2 SECOND FLOOR
SCALE: 1/4" = 1'-0"

ARCHITECTURAL AS BUILT
Jupiter, FL 33458

NO.	ISSUES / REVISIONS	DATE
01	100% SUBMISSION	SEE COVER SHEET

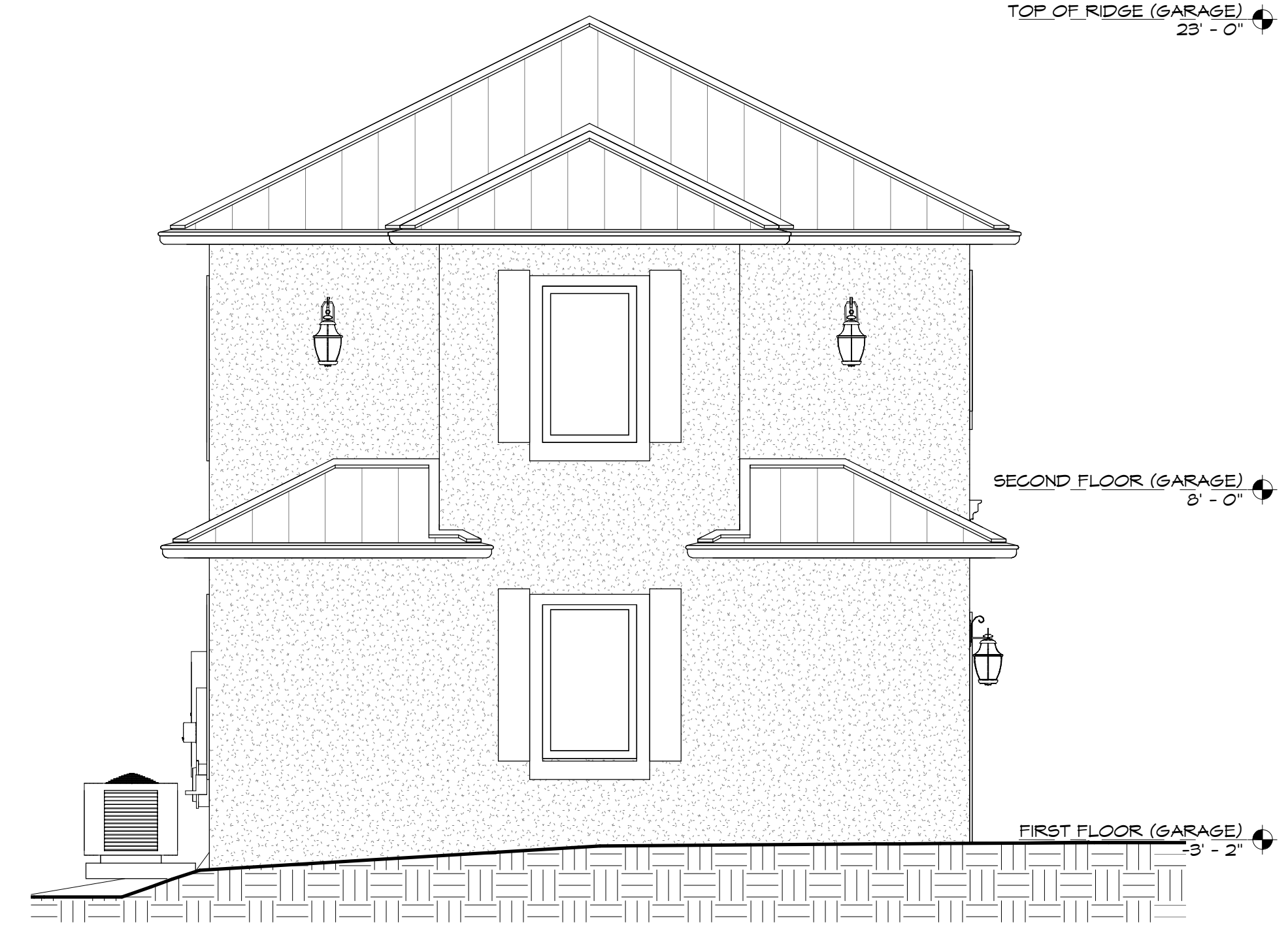
**GARAGE REFLECTED
CEILING PLAN**

Designer	PROJECT MANAGER
Designer	PROJECT DIRECTOR
Project Number	PROJECT NUMBER
Author	DRAWN BY
	SHEET NUMBER

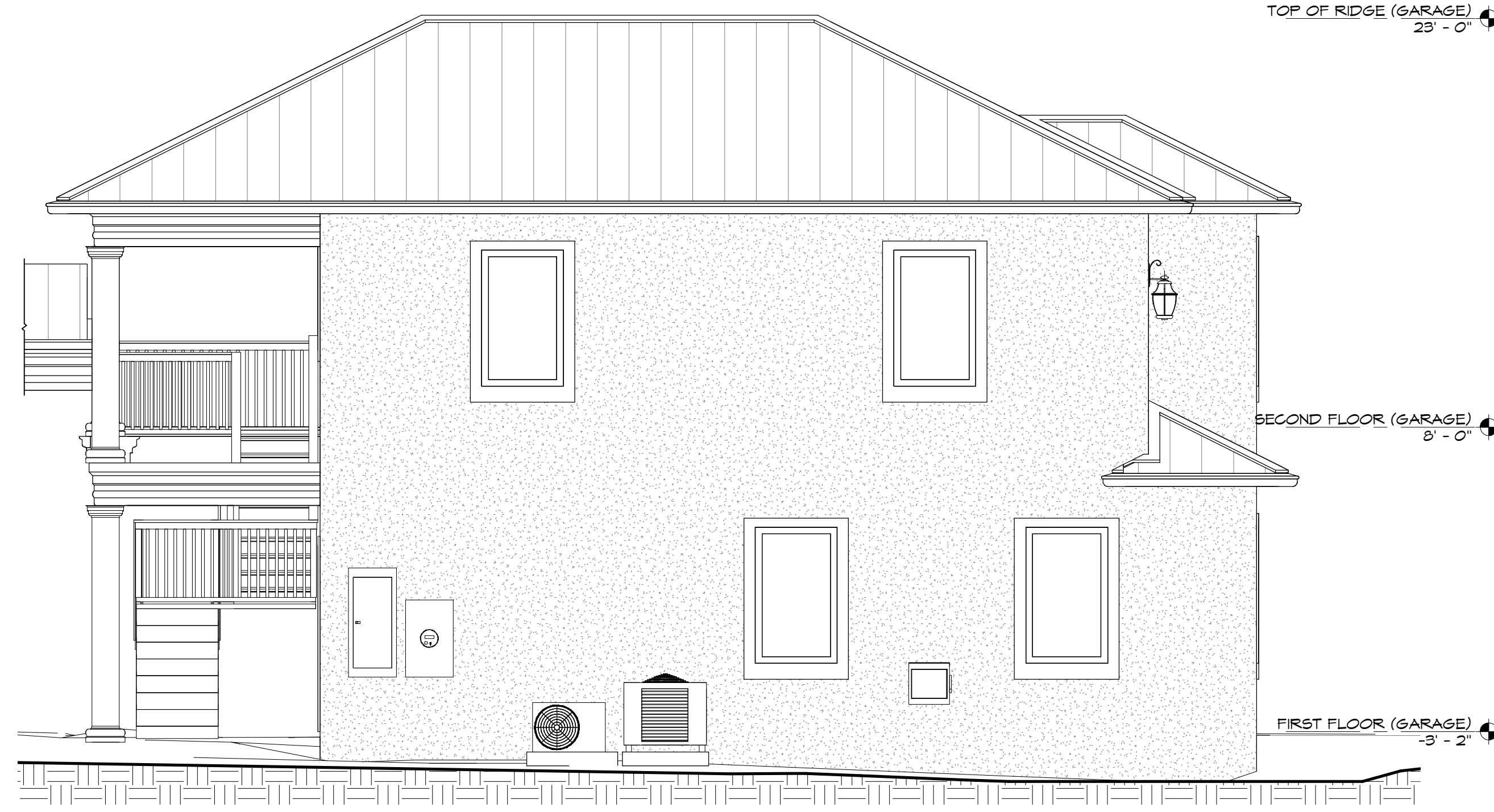
AB-9



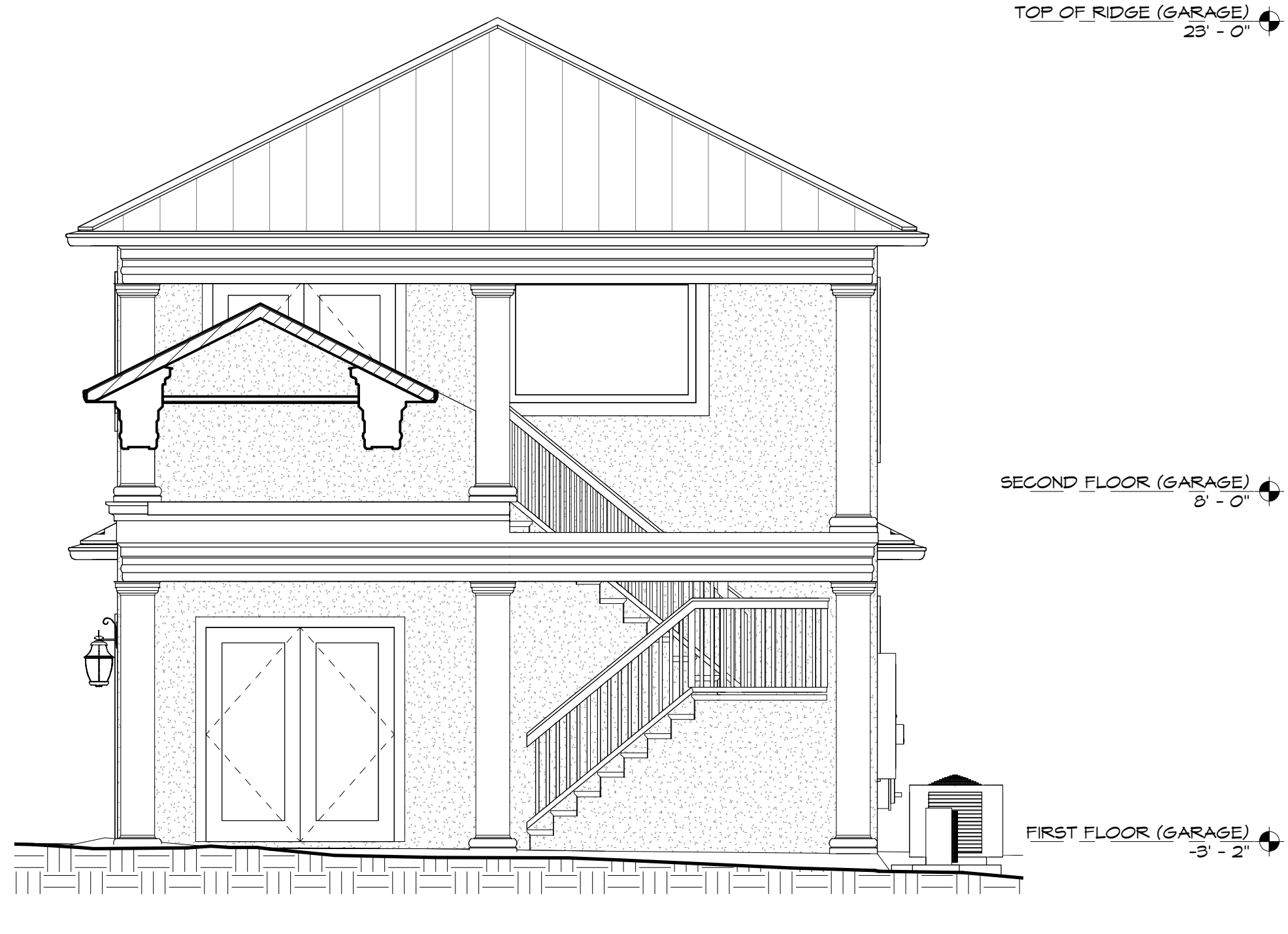
1 FRONT
SCALE: 1/4" = 1'-0"



2 LEFT
SCALE: 1/4" = 1'-0"



3 REAR
SCALE: 1/4" = 1'-0"



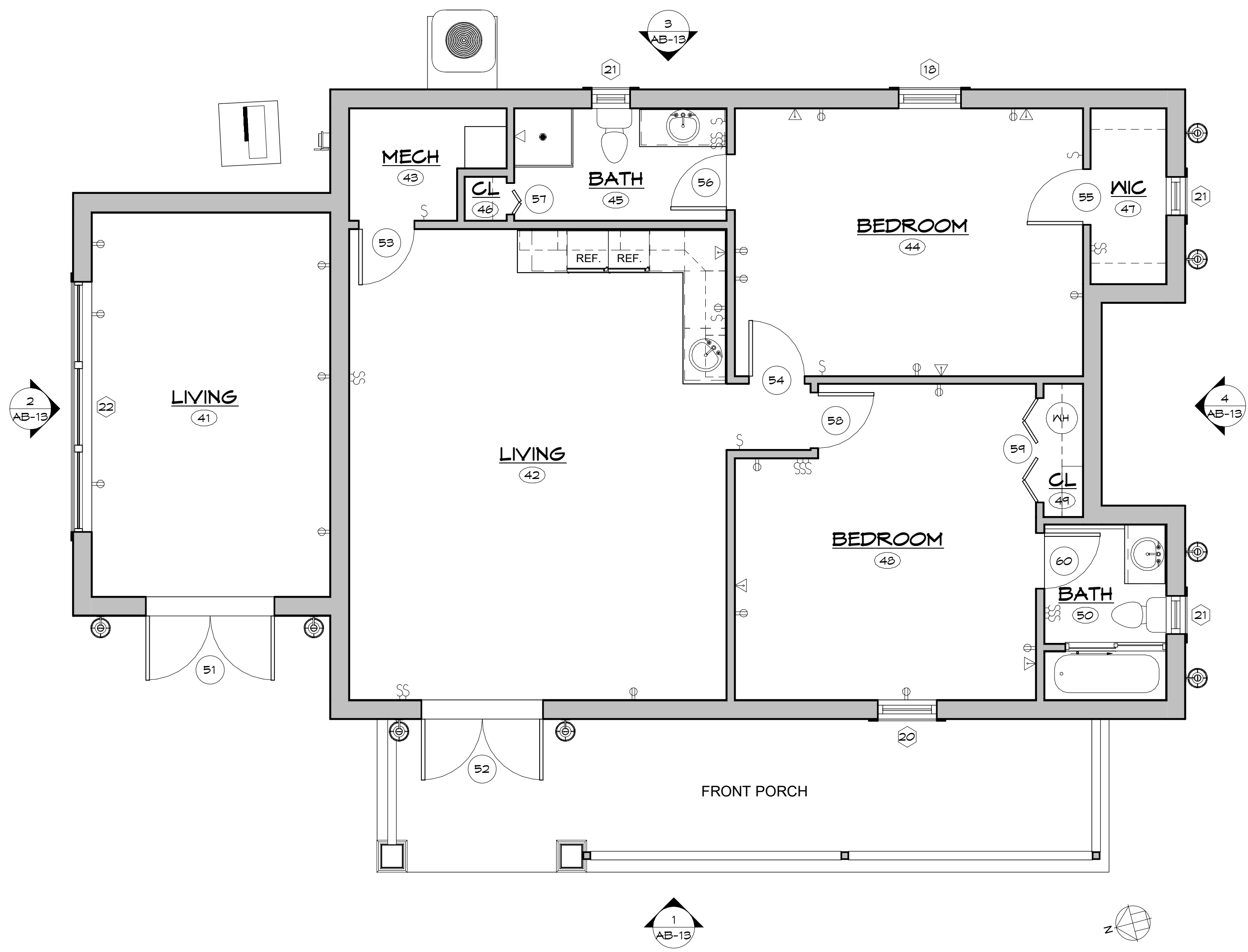
4 RIGHT
SCALE: 1/4" = 1'-0"

ARCHITECTURAL AS BUILT
Jupiter, FL 33458

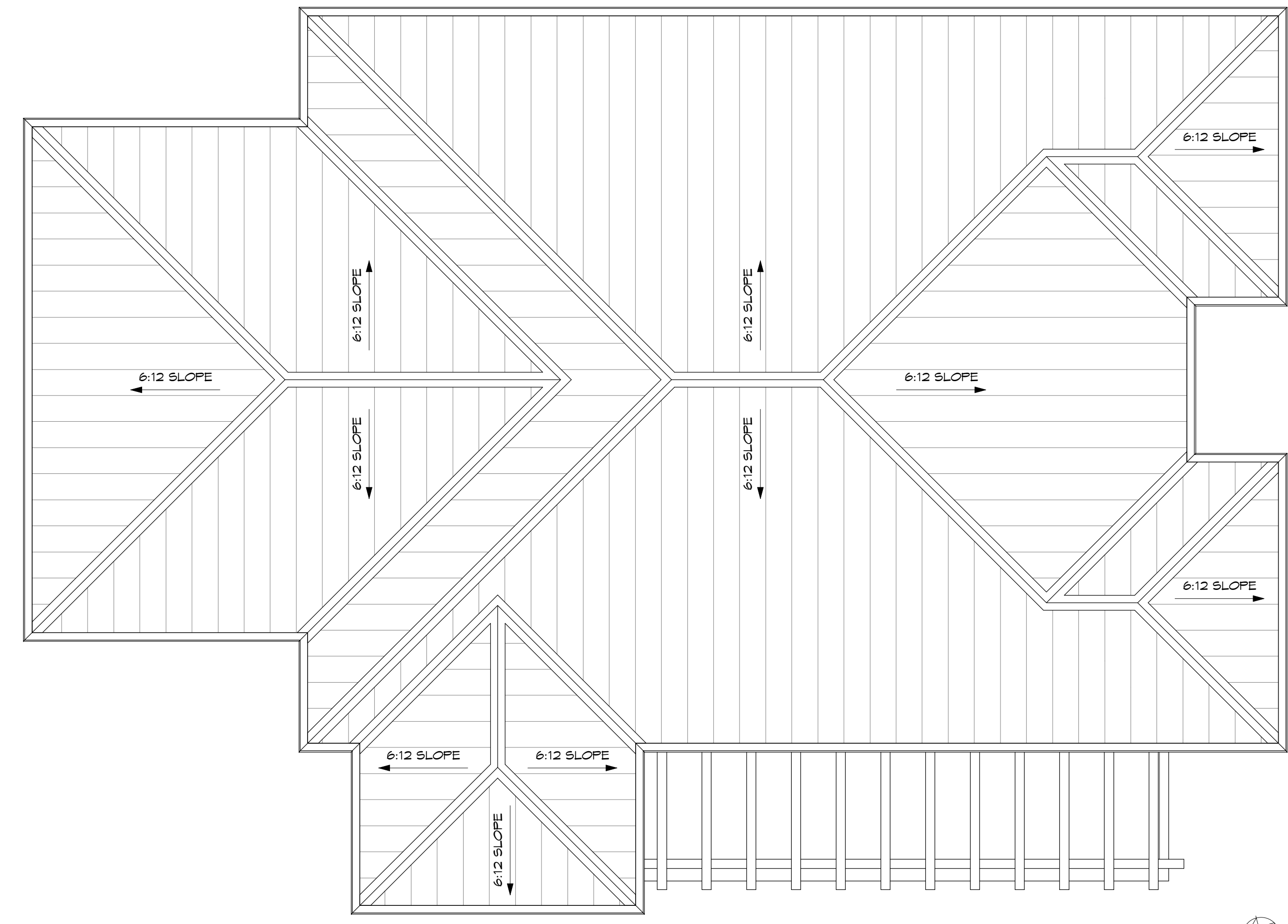
01	100% SUBMISSION	SEE COVER SHEET
NO.	ISSUES / REVISIONS	DATE
SHEET TITLE		

EXTERIOR ELEVATIONS

Designer	PROJECT MANAGER
Designer	PROJECT DIRECTOR
Project Number	PROJECT NUMBER
Author	DRAWN BY
	SHEET NUMBER



1 FIRST FLOOR
SCALE: 1/4" = 1'-0"



2 ROOF PLAN
SCALE: 1/4" = 1'-0"

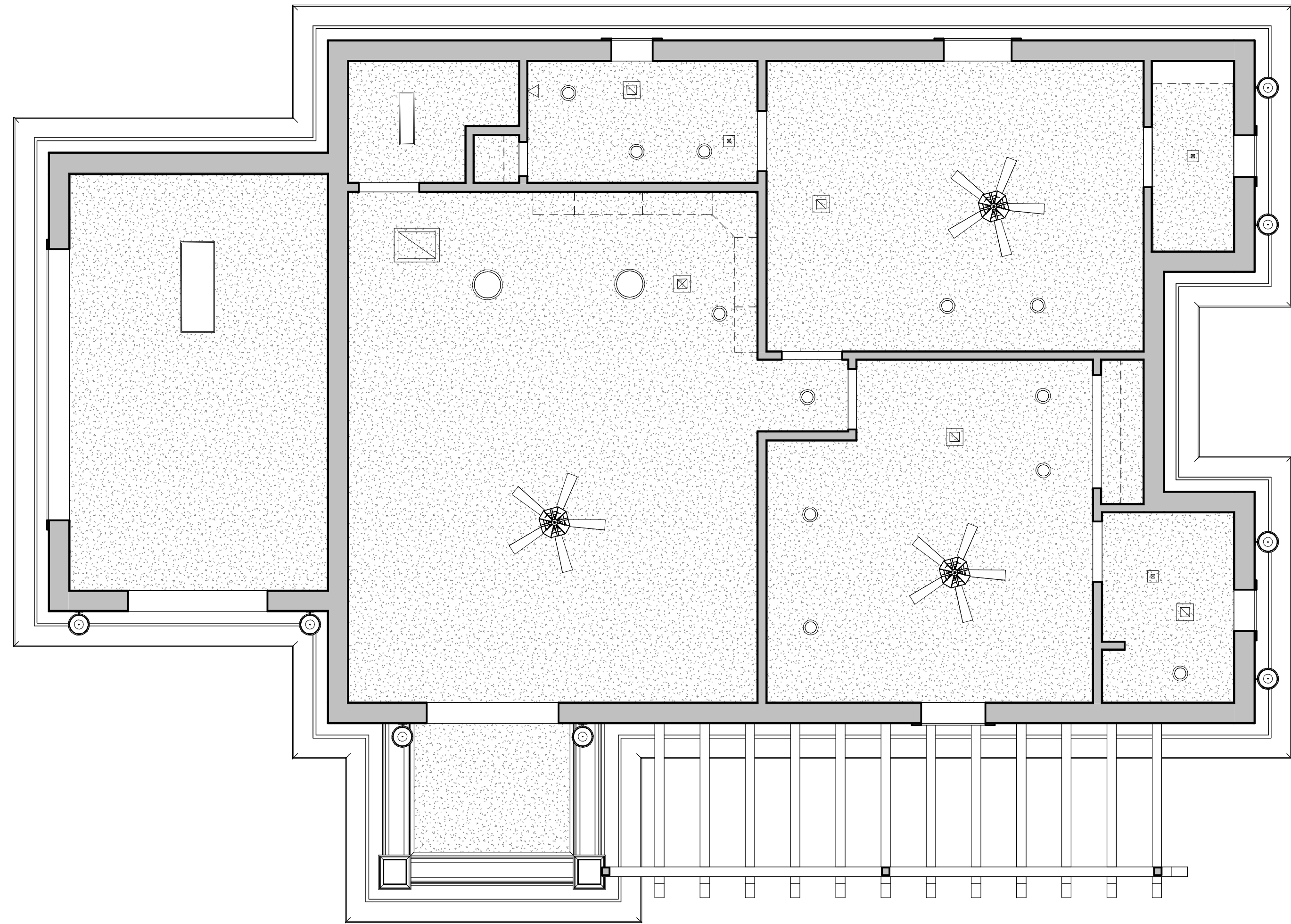
AS BUILT
PROFESSIONALS
www.asbuiltprofessionals.com
A DIVISION OF:
AEC
CONSULTANTS INC
844.272.8458
844 AS BUILT
© 2020 AEC CONSULTANTS INC

ARCHITECTURAL AS BUILT
Jupiter, FL 33458

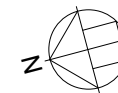
NO.	ISSUES / REVISIONS	DATE	SHEET TITLE
01	100% SUBMISSION	SEE COVER SHEET	

Designer	PROJECT MANAGER
Designer	PROJECT DIRECTOR
Project Number	PROJECT NUMBER
Author	DRAWN BY
	SHEET NUMBER

AB-11



1 FIRST FLOOR
SCALE: 1/4" = 1'-0"



AS BUILT
PROFESSIONALS
www.asbuiltprofessionals.com



© 2020 AEC CONSULTANTS INC

ARCHITECTURAL AS BUILT

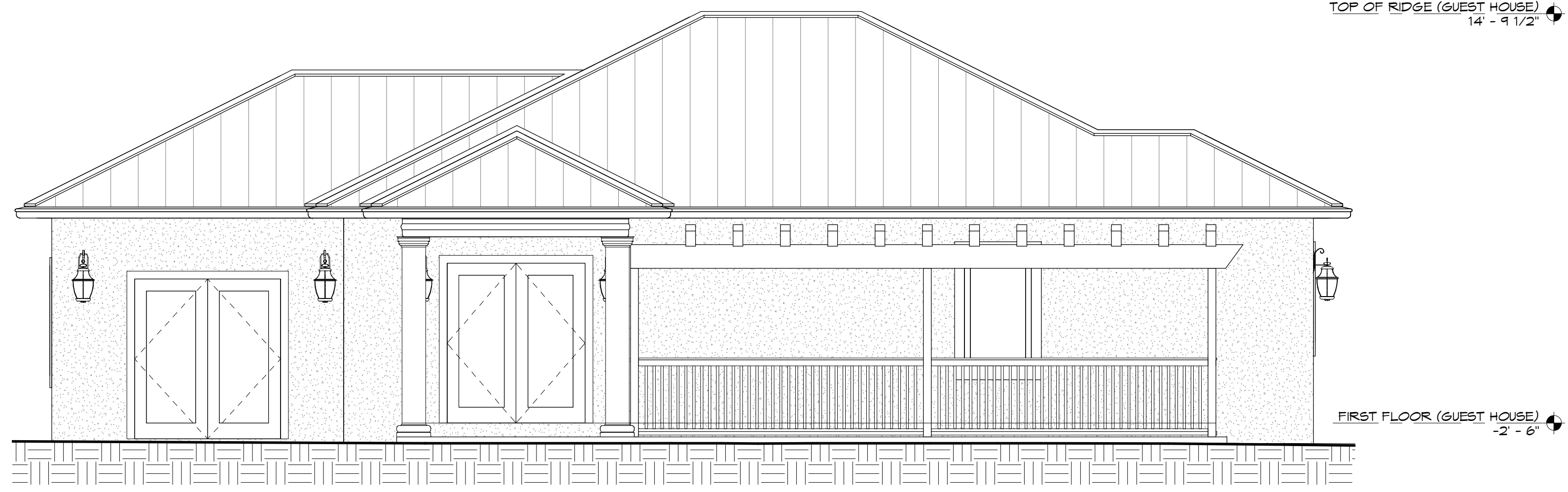
Jupiter, FL 33458

01	100% SUBMISSION	SEE COVER SHEET
NO.	ISSUES / REVISIONS	DATE
SHEET TITLE		

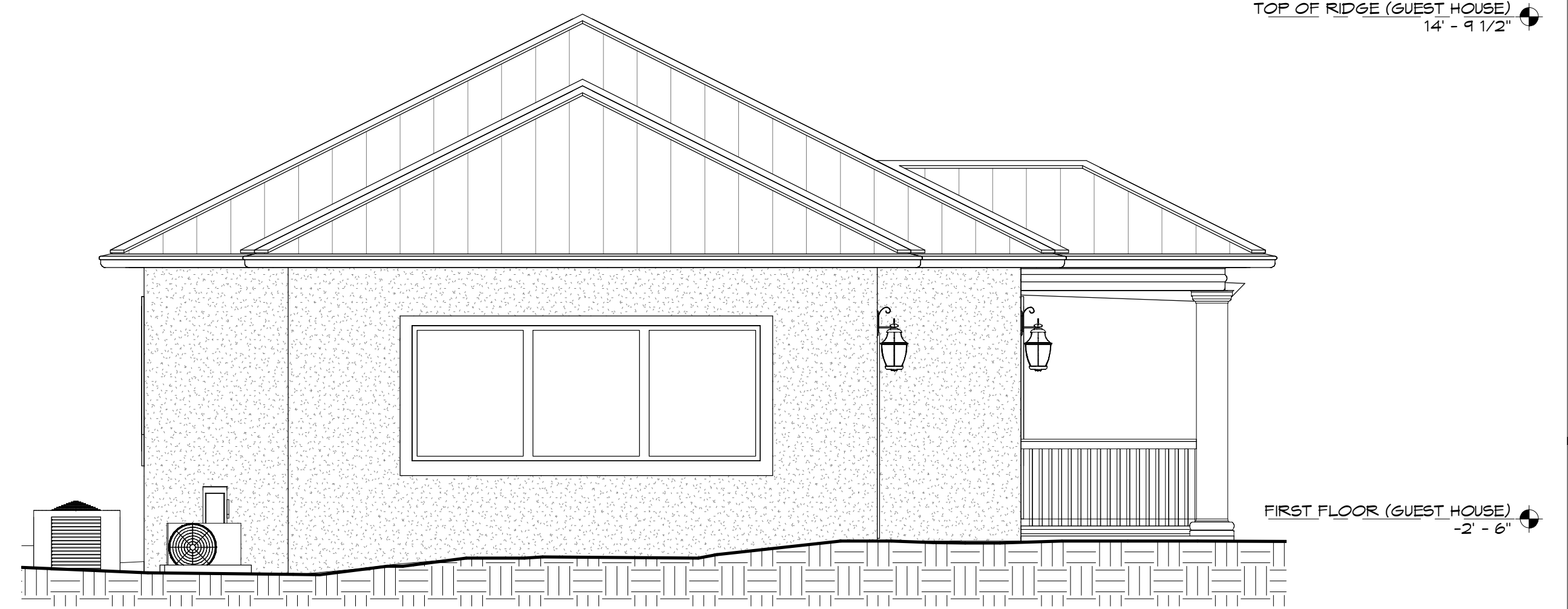
**GUEST HOUSE REFLECTED
CEILING PLAN**

Designer	PROJECT MANAGER
Designer	PROJECT DIRECTOR
Project Number	PROJECT NUMBER
Author	DRAWN BY
	SHEET NUMBER

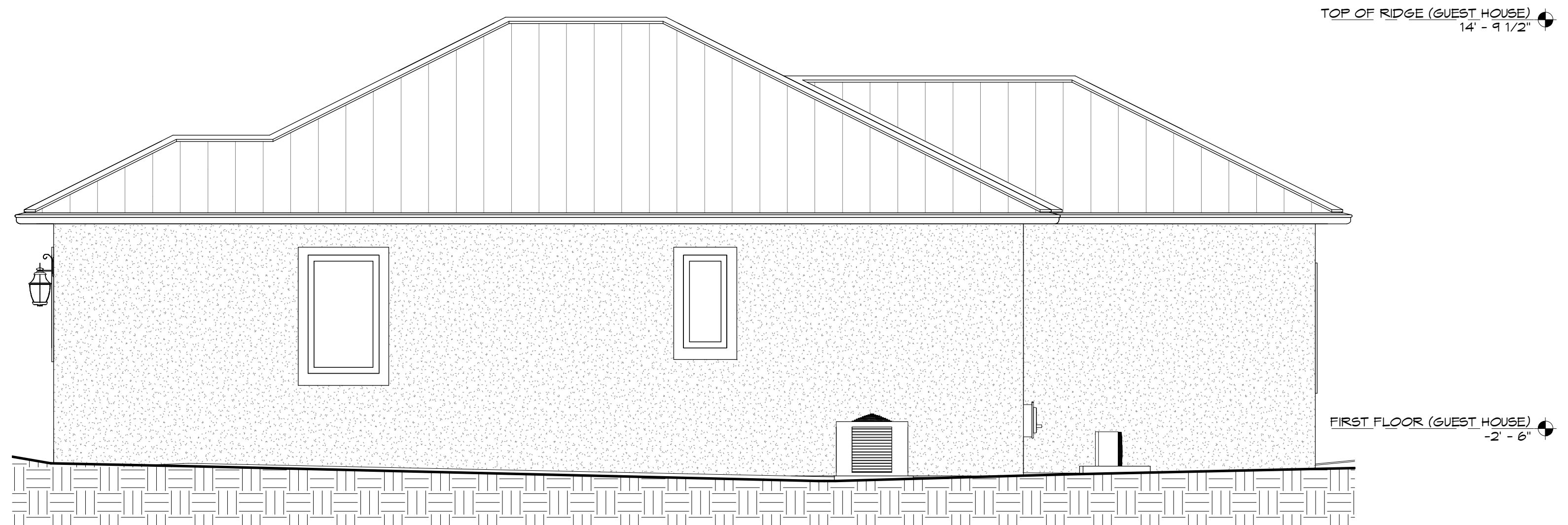
AB-12



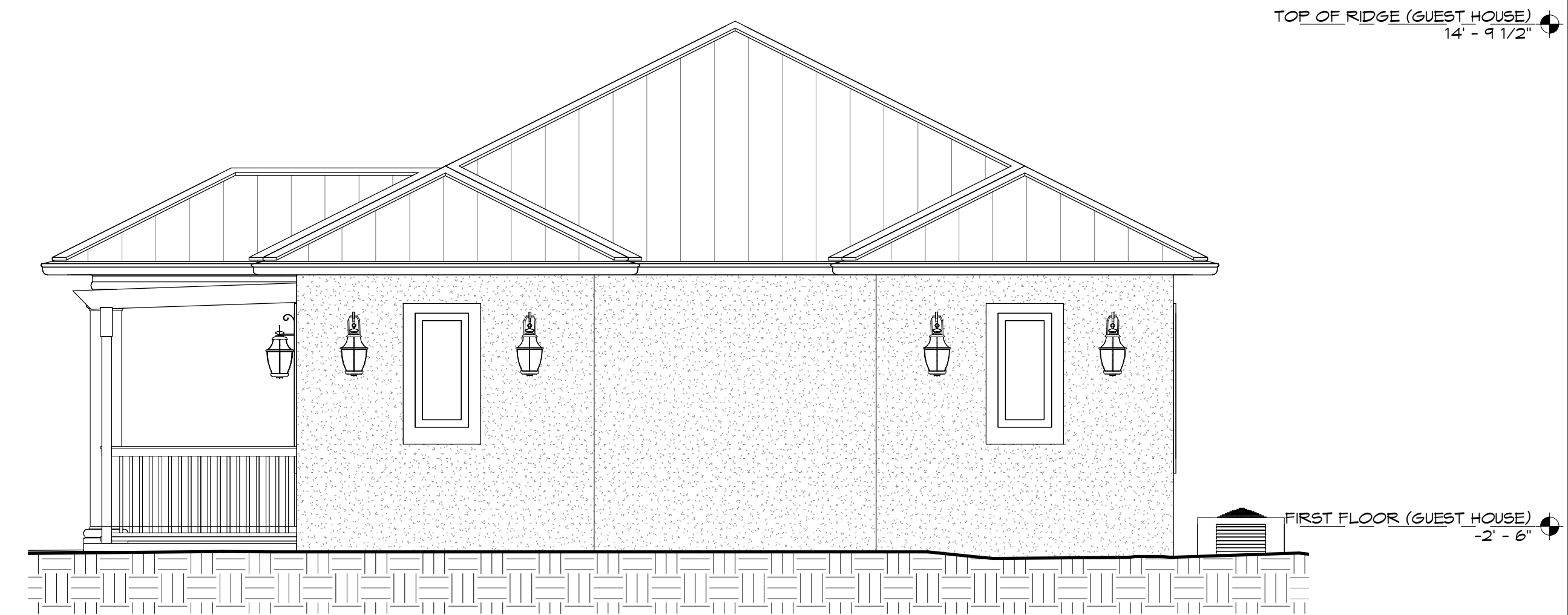
1 FRONT
SCALE: 1/4" = 1'-0"



2 LEFT
SCALE: 1/4" = 1'-0"



3 REAR
SCALE: 1/4" = 1'-0"



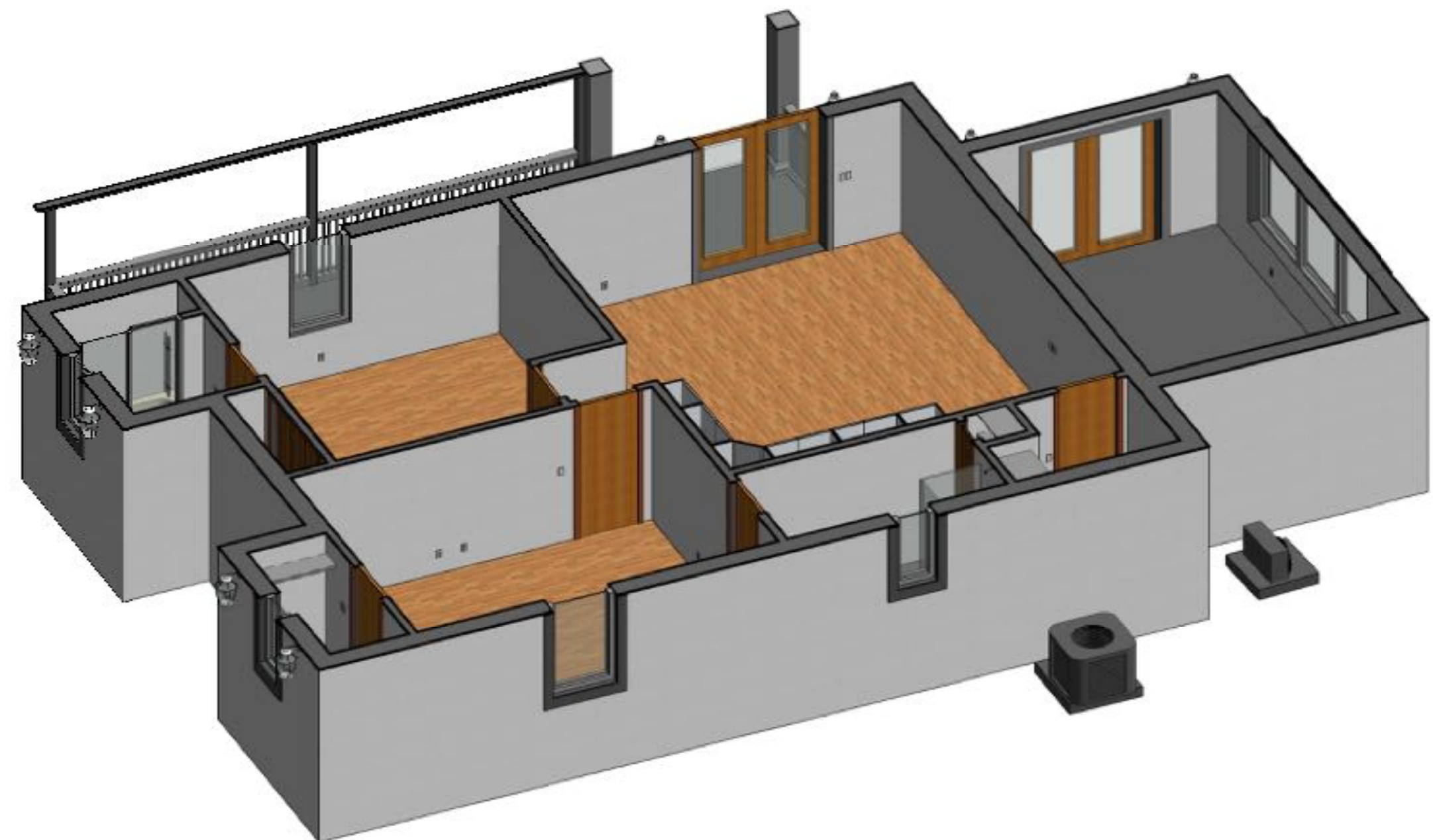
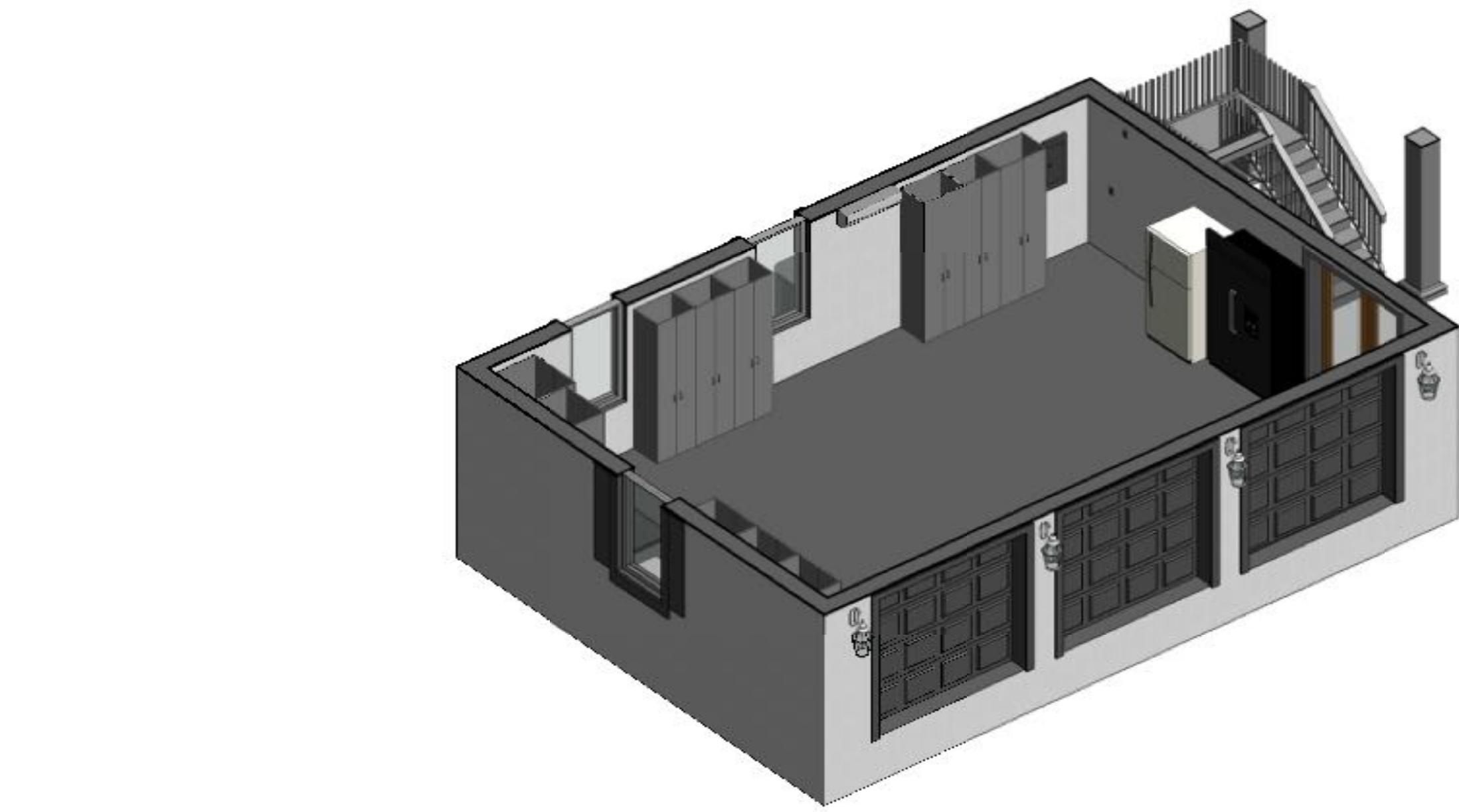
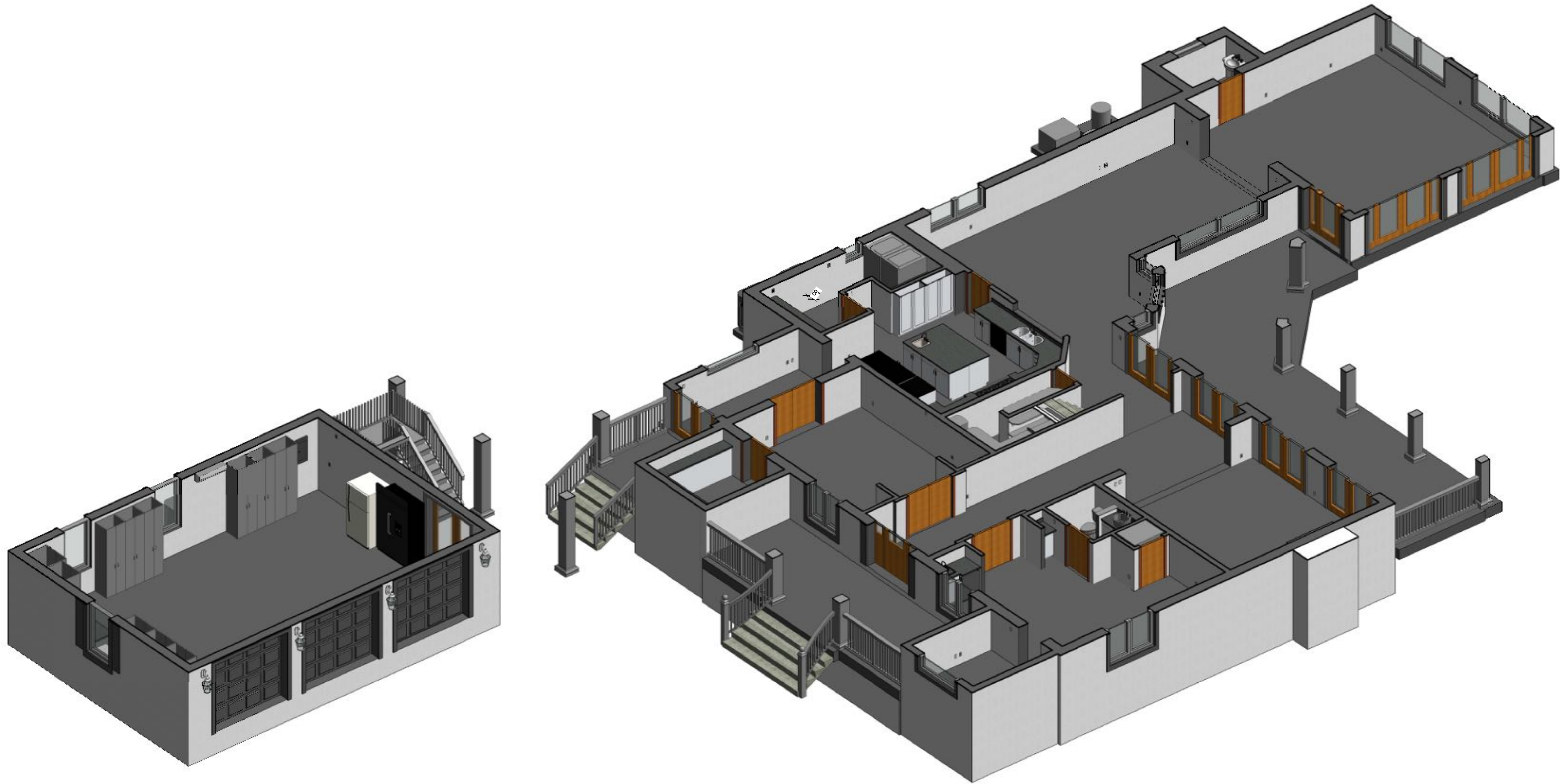
4 RIGHT
SCALE: 1/4" = 1'-0"

ARCHITECTURAL AS BUILT
Jupiter, FL 33458

01	100% SUBMISSION	SEE COVER SHEET
NO.	ISSUES / REVISIONS	DATE
SHEET TITLE		

EXTERIOR ELEVATIONS

Designer	PROJECT MANAGER
Designer	PROJECT DIRECTOR
Project Number	PROJECT NUMBER
Author	DRAWN BY
	SHEET NUMBER



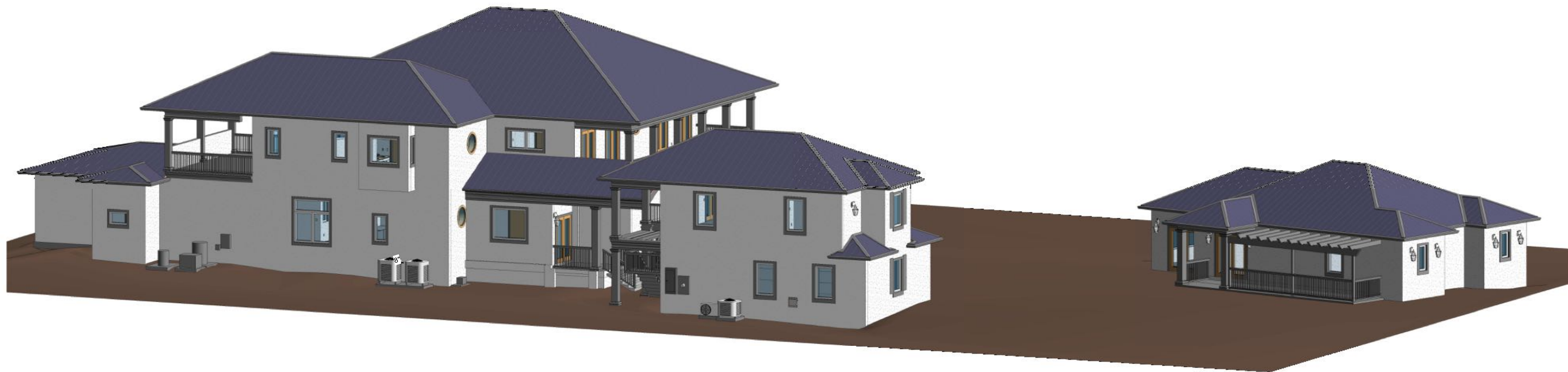

ARCHITECTURAL AS BUILT
Jupiter, FL 33458

01	100% SUBMISSION	SEE COVER SHEET
NO.	ISSUES / REVISIONS	DATE

3D PLAN SECTION

Designer	PROJECT MANAGER
Designer	PROJECT DIRECTOR
Project Number	PROJECT NUMBER
Author	DRAWN BY
	SHEET NUMBER

AB-14



ARCHITECTURAL AS BUILT



Jupiter, FL 33458

01	100% SUBMISSION	SEE COVER SHEET
NO.	ISSUES / REVISIONS	DATE
SHEET TITLE		

3D ELEVATIONS

Designer	PROJECT MANAGER
Designer	PROJECT DIRECTOR
Project Number	PROJECT NUMBER
Author	DRAWN BY
	SHEET NUMBER

AB-15



ARCHITECTURAL AS BUILT
Jupiter, FL 33458

NO.	ISSUES / REVISIONS	DATE
01	100% SUBMISSION	SEE COVER SHEET

3D SECTIONS

Designer	PROJECT MANAGER
Designer	PROJECT DIRECTOR
Project Number	PROJECT NUMBER
Author	DRAWN BY
	SHEET NUMBER

AB-16